



UNIL | Université de Lausanne

Unicentre

CH-1015 Lausanne

<http://serval.unil.ch>

Year : 2017

Factors associated with quality of life in elderly hospitalized patients undergoing post-acute rehabilitation: a cross-sectional analytical study in Switzerland

Bornet Marc-Antoine

Bornet Marc-Antoine, 2017, Factors associated with quality of life in elderly hospitalized patients undergoing post-acute rehabilitation: a cross-sectional analytical study in Switzerland

Originally published at : Thesis, University of Lausanne

Posted at the University of Lausanne Open Archive <http://serval.unil.ch>

Document URN : urn:nbn:ch:serval-BIB_DA6D0CFE30CB4

Droits d'auteur

L'Université de Lausanne attire expressément l'attention des utilisateurs sur le fait que tous les documents publiés dans l'Archive SERVAL sont protégés par le droit d'auteur, conformément à la loi fédérale sur le droit d'auteur et les droits voisins (LDA). A ce titre, il est indispensable d'obtenir le consentement préalable de l'auteur et/ou de l'éditeur avant toute utilisation d'une oeuvre ou d'une partie d'une oeuvre ne relevant pas d'une utilisation à des fins personnelles au sens de la LDA (art. 19, al. 1 lettre a). A défaut, tout contrevenant s'expose aux sanctions prévues par cette loi. Nous déclinons toute responsabilité en la matière.

Copyright

The University of Lausanne expressly draws the attention of users to the fact that all documents published in the SERVAL Archive are protected by copyright in accordance with federal law on copyright and similar rights (LDA). Accordingly it is indispensable to obtain prior consent from the author and/or publisher before any use of a work or part of a work for purposes other than personal use within the meaning of LDA (art. 19, para. 1 letter a). Failure to do so will expose offenders to the sanctions laid down by this law. We accept no liability in this respect.

UNIVERSITÉ DE LAUSANNE - FACULTÉ DE BIOLOGIE ET DE MÉDECINE
Département formation et recherche (DFR)
Plateforme médecine spiritualité soins et société (MS3)

**Factors associated with quality of life in elderly hospitalized patients
undergoing post-acute rehabilitation: a cross-sectional analytical study
in Switzerland**

THESE

préparée sous la direction de la Docteure Stéfanie Monod
(avec la collaboration de la Docteure Eve Rubli Truchard
et du Docteur Etienne Rochat)

et présentée à la Faculté de biologie et de médecine de
l'Université de Lausanne pour l'obtention du grade de

DOCTEUR EN MEDECINE

par

Marc-Antoine Bornet

Médecin diplômé de la Confédération Suisse
Originaire de Château-d'Oex (Vaud)

Lausanne
2017

UNIVERSITÉ DE LAUSANNE - FACULTÉ DE BIOLOGIE ET DE MÉDECINE
Département formation et recherche (DFR)
Plateforme médecine spiritualité soins et société (MS3)

**Factors associated with quality of life in elderly hospitalized patients
undergoing post-acute rehabilitation: a cross-sectional analytical study
in Switzerland**

THESE

préparée sous la direction de la Docteure Stéfanie Monod
(avec la collaboration de la Docteure Eve Rubli Truchard
et du Docteur Etienne Rochat)

et présentée à la Faculté de biologie et de médecine de
l'Université de Lausanne pour l'obtention du grade de

DOCTEUR EN MEDECINE

par

Marc-Antoine Bornet

Médecin diplômé de la Confédération Suisse
Originaire de Château-d'Oex (Vaud)

Lausanne
2017

Imprimatur

Vu le rapport présenté par le jury d'examen, composé de

Directeur de thèse Madame la Docteure **Stéfanie Monod**

Co-Directeur de thèse

Expert Monsieur le Professeur **Armin von Gunten**

**Vice-Directeur de
l'Ecole doctorale** Monsieur le Professeur **John Prior**

la Commission MD de l'Ecole doctorale autorise l'impression de la thèse de

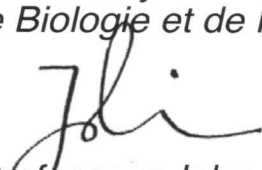
Monsieur Marc-Antoine BORNET

intitulée

***Factors associated with quality of life in elderly hospitalized
patients undergoing post-acute rehabilitation: a cross-sectional
analytical study in Switzerland***

Lausanne, le 14 novembre 2017

pour Le Doyen
de la Faculté de Biologie et de Médecine



Monsieur le Professeur John Prior
Vice-Directeur de l'Ecole doctorale

Résumé

Objectif : Nous avons étudié si les facteurs biopsychosociaux et spirituels et la satisfaction par rapport aux soins étaient associés avec la qualité de vie perçue par le patient.

Type d'étude : Etude transversale analytique.

Cadre de l'étude : Les données ont été recueillies chez des patients hospitalisés dans un centre de réadaptation gériatrique post-aiguë d'un hôpital universitaire suisse.

Participants : Des participants âgés de 65 ans et plus ont été consécutivement recrutés d'octobre 2014 à janvier 2016. Les critères d'exclusion étaient la présence de troubles cognitifs significatifs ou d'une maladie terminale. Pour 227 participants éligibles, 167 patients ont été inclus.

Mesures principales : la qualité de vie perçue a été mesurée en utilisant la version pour personnes âgées du questionnaire de qualité de vie de l'OMS. Les facteurs prédictifs étaient l'âge, le sexe, l'état fonctionnel à l'admission, les comorbidités, l'état cognitif, les symptômes dépressifs, le contexte de vie et la satisfaction par rapport aux soins. Dans un but secondaire, l'association entre les besoins spirituels et la qualité de vie a également été étudiée.

Résultats : Les patients en réadaptation gériatrique percevaient une bonne qualité de vie. Une meilleure qualité de vie était significativement associée avec un meilleur état fonctionnel ($r_s = .204$, $p = .011$), un statut cognitif optimal ($r_s = .175$, $p = .029$) et une meilleure satisfaction avec les soins ($r_s = .264$, $p = .003$). Une moins bonne qualité de vie était significativement associée avec la présence de comorbidités ($r_s = -.226$, $p = .033$), plus de symptômes dépressifs ($r_s = -.379$, $p < .001$) et des besoins spirituels non remplis ($r_s = -.211$, $p = .049$). Une régression linéaire multivariée a montré que les symptômes dépressifs prédisaient significativement la qualité de vie ($\beta = -0.961$; 95% intervalle de confiance [IC]: -1.449 , -0.472 ; $p < .001$).

Conclusions : La qualité de vie perçue par les patients était significativement associée avec la dépression. D'autres études sont nécessaires pour savoir dans quelle mesure tenir compte de la qualité de vie peut contribuer à améliorer le projet de soins.

BMJ Open Factors associated with quality of life in elderly hospitalised patients undergoing post-acute rehabilitation: a cross-sectional analytical study in Switzerland

Marc-Antoine Bornet,¹ Eve Rubli Truchard,² Etienne Rochat,¹ Jérôme Pasquier,³ Stéphanie Monod⁴

To cite: Bornet M-A, Rubli Truchard E, Rochat E, *et al.* Factors associated with quality of life in elderly hospitalised patients undergoing post-acute rehabilitation: a cross-sectional analytical study in Switzerland. *BMJ Open* 2017;7:e018600. doi:10.1136/bmjopen-2017-018600

► Prepublication history for this paper is available online. To view these files, please visit the journal online (<http://dx.doi.org/10.1136/bmjopen-2017-018600>).

Received 8 July 2017

Revised 13 September 2017

Accepted 20 September 2017



CrossMark

¹Platform Medicine, Spirituality, Care and Society, Lausanne University Hospital Center, Lausanne, Switzerland

²Service of Geriatric Medicine and Geriatric Rehabilitation, Lausanne University Hospital Center, Lausanne, Switzerland

³Institute of Social and Preventive Medicine, Lausanne University Hospital Center, Lausanne, Switzerland

⁴Department of Public Health, Canton of Vaud, Lausanne, Switzerland

Correspondence to

Marc-Antoine Bornet;
marc-antoine.bornet@chuv.ch

ABSTRACT

Objectives We investigated whether biopsychosocial and spiritual factors and satisfaction with care were associated with patients' perceived quality of life.

Design This was a cross-sectional analytical study.

Setting Data were collected from inpatients at a postacute geriatric rehabilitation centre in a university hospital in Switzerland.

Participants Participants aged 65 years and over were consecutively recruited from October 2014 to January 2016. Exclusion criteria included significant cognitive disorder and terminal illness. Of 227 eligible participants, complete data were collected from 167.

Main outcome measures Perceived quality of life was measured using WHO Quality of Life Questionnaire—version for older people. Predictive factors were age, sex, functional status at admission, comorbidities, cognitive status, depressive symptoms, living conditions and satisfaction with care. A secondary focus was the association between spiritual needs and quality of life.

Results Patients undergoing geriatric rehabilitation experienced a good quality of life. Greater quality of life was significantly associated with higher functional status ($r_s=0.204$, $p=0.011$), better cognitive status ($r_s=0.175$, $p=0.029$) and greater satisfaction with care ($r_s=0.264$, $p=0.003$). Poorer quality of life was significantly associated with comorbidities ($r_s=-.226$, $p=0.033$), greater depressive symptoms ($r_s=-.379$, $p<0.001$) and unmet spiritual needs ($r_s=-.211$, $p=0.049$). Multivariate linear regression indicated that depressive symptoms ($\beta=-0.961$; 95% CIs -1.449 to 0.472 ; $p<0.001$) significantly predicted quality of life.

Conclusions Patient perceptions of quality of life were significantly associated with depression. More research is needed to assess whether considering quality of life could improve care plan creation.

INTRODUCTION

Quality of life is an increasingly interesting outcome in the context of the ageing population. It is relevant to consider quality of life rather than mortality in elderly people, given the high prevalence of chronic conditions and their impact on functional independence.

Strengths and limitations of this study

- This study uses biopsychosocial and spiritual descriptors to explore determinants of quality of life in geriatric rehabilitation.
- Design is based on a 'real world' setting, with usual clinical practice descriptors of biopsychosocial and spiritual dimensions, which is likely to result in good ecological validity.
- Owing to the precedent point, the rate of missing values is higher, which may induce a bias. To address this, the multivariate analysis included multiple imputation.
- All evaluations were not made at the same time, and we cannot exclude the possibility that symptomatic change may have occurred in some patients.

Elderly people usually prefer quality of life over long life.¹ It seems, therefore, valuable to study quality of life in elderly persons and to identify likely influential factors.

Overall, elderly community-dwelling populations retain a good quality of life. For instance, in a random sample of 999 English respondents over 65 years of age, 82% described their quality of life as good.² Quality of life in elderly persons is affected by a variety of factors; thus, depressive disorders, functional impairment and other health problems could reduce a patient's quality of life, whereas social support can positively affect quality of life.³ Psychosocial resources can have a substantial influence on quality of life, affecting situations such as, for example, facing a diminution of functionality.² Although quality of life can decrease with physical impairment, elderly persons suffering significant limitations in their daily lives may nevertheless (and somewhat paradoxically) describe their quality of life as excellent.^{4 5} In a study of 185 community-dwelling older Americans

with advanced illness, Solomon *et al* found that 65% of patients reported their quality of life as the best possible or good.⁶

Quality of life in elderly persons has been assessed in a number of healthcare settings (acute care, assisted living and nursing home). Existing studies have similar results, and tend to show that the perceived quality of life remains good in these settings.^{7 8} There are only a few studies that investigate quality of life in rehabilitation and most of them were focused on patients with very specific illnesses, such as osteoporosis and hip fracture.^{4 9} However, measuring quality of life in this setting should be of interest because improving quality of life is typically understood as the ultimate goal of rehabilitation.^{10 11} Moreover, it could be a broader outcome to measure in rehabilitation, in addition to traditional variables linked to functional independence improvement.

Geriatric rehabilitation is traditionally interdisciplinary, with attention paid to biopsychosocial issues.^{12 13} This setting even integrates the spiritual dimension at different levels, in a global biopsychosocial and spiritual model of care.^{14 15}

The biopsychosocial and spiritual model is a representation of the human being in which the biological, psychological, social and spiritual dimensions are considered to be simultaneously in play.^{12 14} Sulmasy hypothesises that the biological, psychological, social and spiritual dimensions of this model contribute to quality of life: 'the composite state—how the patient feels physically, how the patient is faring psychologically and interpersonally, as well as how the patient is progressing spiritually—constitutes the substrate of the construct called quality of life'.¹⁴

Thus, we aimed to examine the biopsychosocial and spiritual factors associated with quality of life in elderly hospitalised patients undergoing postacute rehabilitation.

Because this population is reliant on the hospital institution and is involved in constant interaction with healthcare providers, the patient's perception of the treatment received has to be taken into account. Satisfaction with care is one proxy to describe the system from the perspective of the patient, and the literature has shown the influence of satisfaction with care on quality of life in other settings.^{16 17} Therefore, the inclusion of an evaluation of satisfaction with the care patients received is relevant.

The following hypotheses are made:

The four dimensions of the biopsychosocial and spiritual model and the patient's satisfaction with the care received are likely associated with the quality of life of a person undergoing geriatric rehabilitation.

To confirm this hypothesis, the objectives of this study are to explore:

1. The quality of life perceived by the patient in a setting of postacute geriatric rehabilitation.
2. The relationship between the biopsychosocial dimensions of the patient and patients' perceived quality of life. As a secondary focus, the relationship between the spiritual dimension and patients' perceived quality of life.

3. The relationship between satisfaction with care received and patients' perceived quality of life.

METHODS

Context and population

This cross-sectional analytical study was conducted at a postacute rehabilitation centre for geriatric patients at Lausanne University Hospital in Switzerland. Participants were consecutively included during a cumulative period of 13 months running from October 2014 to January 2016. The patients spent an average of 20.5 days in this 95-bed centre, after an acute-care hospital stay, and 74% of them then returned home.

Eligible participants were at least 65 years old. Exclusion criteria included significant cognitive disorders (defined by a score of less than 21 on the Mini-Mental State, MMS¹⁸), too ill to be able to participate (medically unstable or with uncontrolled symptoms such as severe pain or significant dyspnoea), not French-speaking or a doctor-estimated life expectancy of less than 6 months. Patients who had previously been included and excluded were not reincluded as a case of new admission during this period. In the end, 167 patients participated in the study (figure 1). An analysis comparing the participants (n=167) with patients who refused to participate (n=60) and with those who did not participate owing to logistical reasons (n=177) did not show any characteristic significant differences.

The study was approved by the Cantonal Committee of Vaud on the Ethics of Research on Human Subjects, and all the participants gave their written informed consent. The manuscript was drafted in accordance with the STROBE reporting guidelines (www.strobe-statement.org).

Data collected

At the time of admission, data were collected on age, sex, reason for admission, living conditions (living alone, use of home care services, living in a nursing home), functional




Figure 1 Study flow chart. MMS, Mini-Mental State.



status at home prior to admission (from history, using basic activities of daily living (ADL) and instrumental activities of daily living (IADL); ADL scores ranged from 0 to 6,¹⁹ while IADL scores ranged from 0 to 8,²⁰ a high score indicating better functional status), functional status at the time of admission to the geriatric rehabilitation centre (measured using the functional independence measure (FIM), with scores ranging from 18 to 126, a high score indicating better functional status),²¹ falls during the previous 12 months, cognitive status (measured using the MMS, with scores ranging from 0 to 30, a high score indicating better cognitive status)¹⁸ and level of comorbidities (measured using the Cumulative Illness Rating Scale (CIRS), with scores ranging from 0 to 56, a high score indicating more comorbidities).²² During the second week of hospitalisation, a chaplain evaluated the spiritual needs of the patient (cf. below). All of these assessments were systematically conducted in the usual clinical setting.

Specifically for this research, a research assistant met with patients during their second week of hospitalisation at the postacute rehabilitation centre to evaluate their quality of life (cf. below), the presence of depressive symptoms (Patient Health Questionnaire-9, PHQ-9, with scores ranging from 0 to 27, a high score indicating more depressive symptoms)^{23 24} and their satisfaction with the care received (cf. below). The PHQ-9 was specifically chosen for its psychometric properties, as a usual clinical setting normally has a tool with lower properties.

WHO Quality of Life Questionnaire—version for older people (WHOQOL-OLD): Quality of life was evaluated by the WHOQOL-OLD, a questionnaire developed using WHO framework and translated into and validated in French.^{25 26} The WHOQOL-OLD is specifically intended for persons over 60 years of age and emphasises the following six dimensions, which are particularly relevant to the quality of life for this segment of the population: ‘sensory abilities’; ‘autonomy’; ‘past, present and future activities’; ‘social participation’; ‘death and dying’ and ‘intimacy’. The ‘sensory abilities’ dimension describes sensory functionality (hearing, sight, touch, taste and smell) and its impact on loss of quality of life. The ‘autonomy’ dimension involves the ability to maintain control over one’s actions and decisions. The ‘past, present and future activities’ dimension reflects the feeling of accomplishment during life and perspectives on life as it continues. The ‘social participation’ dimension assesses patient satisfaction related to his/her daily activities, particularly social activities. The ‘death and dying’ dimension refers to preoccupations with death. Finally, the ‘intimacy’ dimension relates to intimate and personal relations with persons who are close to the respondent. The questionnaire includes 24 answers evaluated on a Likert scale from 1 to 5. The total score and the score for each dimension (which are calculated by an algorithm) range from 0 to 100. A high score indicates a higher quality of life.

Quality from the Patient’s Perspective Short Form (QPP-SF): The QPP-SF is a questionnaire that evaluates care using patient descriptions.^{27 28} It covers the following four areas: medical-technical competences (3 factors); physical-technical conditions (3 factors); identity-oriented approach (10 factors) and sociocultural atmosphere (4 factors). The final score ranges from 20 to 80; a high score indicates high satisfaction with the care received. For purposes of this study, the questionnaire was translated by two persons whose native language was French, and a native English speaker performed a reverse translation.

Spiritual Distress Assessment Tool (SDAT): The SDAT evaluates the spiritual needs of hospitalised elderly patients.^{29 30} The SDAT consists of five items (the need for life balance, the need for connection, the need for values acknowledgement, the need to maintain control and the need to maintain identity), scored on a Likert scale of 0 (need completely met) to 3 (need completely unmet). The total score ranges from 0 to 15; a high score indicates important unmet spiritual needs. The SDAT was administered to patients by a specially trained chaplain using a standardised procedure.

Statistical analyses

Descriptive analyses of the variables were undertaken. Correlations of the different descriptive elements and quality of life were determined using Spearman rank correlations. Quality of life was considered both in overall terms and within each of its dimensions. Univariate analyses were carried out only with available data (complete case analysis), and the number of missing data was mentioned (see the Strengths and Weaknesses section for explanations about missing data). The data were analysed using Stata V.12.0 (Stata Corp LP, College Station, TX). Finally, a multivariate linear regression was undertaken, with the WHOQOL-OLD total as the dependent variable and age, sex, FIM, MMS, CIRS, PHQ-9, living conditions, SDAT and QPP-SF as explanatory variables. The number of participants required for the study was initially based on a rule of thumb of 10 times the number of coefficients, but this was then majored owing to missing values. Multicollinearity among the explanatory variables was assessed with the variance inflation factor. The residual variance was homogeneous, excluding any heteroscedasticity. No clear outliers emerged from the diagnostic plots. Parameters were estimated using multiple imputation (20 imputations), with R V.3.3.1 (www.r-project.org) and the package mice V.2.25.³¹ The number of missing values is also indicated. The statistical significance was set at $p \leq 0.050$.

RESULTS

Population description

The average age of the participants was 82.3 ± 7.2 years and 65.9% were women. Their characteristics are described in [table 1](#). The patients were mostly admitted from orthopaedics and traumatology (42%), internal medicine

Table 1 Clinical characteristics of the patient sample

Characteristics	No of missing values	Total sample (n=167)	Women (n=110)	Men (n=57)	Orthopaedics and traumatology (n=70)	Internal medicine (n=68)
Age (years) (mean±SD)	0	82.3±7.2	82.5±7.5	81.8±6.7	80.7±7.5*	84.3±6.6
Women (%)	0	65.9	100.0†	0.0	74.3	60.3
ADL index before admission‡	1	5.1±1.1	5.1±0.9	5.0±1.3	5.4±0.8*	4.8±1.2
IADL index before admission§	2	4.7±2.4	5.1±2.3†	4.1±2.3	5.9±2.2*	3.5±1.9
Fall during the previous year (%)	0	68.9	72.7	61.4	70.0	72.1
Living alone (%)	0	72.5	81.8†	54.4	70.0	82.4
Home care before hospitalisation (%)	0	64.1	63.6	64.9	42.9*	79.4
Living in nursing home before hospitalisation (%)	0	0.6	0.9	0.0	0.0	1.5
FIM¶	1	86.4±14.3	87.9±14.1†	83.4±14.4	86.9±13.2	84.9±14.9
MMS**	0	26.7±2.7	26.7±2.8	26.8±2.7	27.2±2.7*	26.1±2.8
CIRS††	72	14.3±4.9	13.4±4.3†	16.2±5.5	12.5±4.0*	15.6±5.2
PHQ-9‡‡	4	7.0±4.8	7.0±4.9	7.0±4.6	6.7±4.8	7.2±4.9
SDAT§§	69	6.0±3.1	5.9±2.9	6.2±3.5	5.8±3.1	6.4±3.2
QPP-SF¶¶	30	72.3±8.5	72.6±8.1	71.7±9.3	71.5±10.0	72.9±7.4

†Women versus men, $p<0.050$.*Orthopaedics and traumatology versus internal medicine, $p<0.050$.

‡Activities of daily living (score range from min. 0 to max. 6).

§Instrumental activities of daily living (0 to 8).

¶Functional independence measure (18 to 126).

**Mini mental state (0 to 30).

††Cumulative illness rating scale (0 to 56).

‡‡Patient health questionnaire-9 (0 to 27).

§§Spiritual distress assessment tool (0 to 15).

¶¶Quality from the patient's perspective short form (20 to 80).

(41%), neurology (6%) and cardiovascular surgery (4%). Participants from orthopaedics and traumatology were admitted after fracture surgery (40%), elective surgery (39%), conservative treatment of fractures (17%) and other reasons (4%). From internal medicine, they were in postacute rehabilitation for gait and balance disorders of multifactorial aetiology (29%), an infectious disease (27%), a cardiac event (20%) and other reasons (25%).

Quality of life in geriatric rehabilitation

Overall, on a transformed scale of 0–100, the quality of life perceived by the patients is 68.3 ± 12.2 (median 69.3, minimum 37.5, maximum 94.8) (figure 2). The dimensions of the WHOQOL-OLD range from 60.0 ± 22.7 ('sensory abilities') to 77.4 ± 18.8 ('death and dying').

Univariate analysis of factors associated with quality of life

Detailed data are provided in table 2. Overall better quality of life is significantly associated with a higher functional status at the time of entrance (FIM), a better cognitive state (MMS) and a better satisfaction regarding care received (QPP-SF). The presence of comorbidities (CIRS), lower mood (PHQ-9) and unmet spiritual needs (SDAT) are associated with a lower quality of life. We do not see a significant relation for the social evaluation factors.

Table 2 also describes the association between each of the dimensions of WHOQOL-OLD and the biopsychosocial and spiritual dimensions. Associations remain similar to those in the overall score except for 'sensory abilities' and 'death and dying', which are only connected with a limited number of markers.

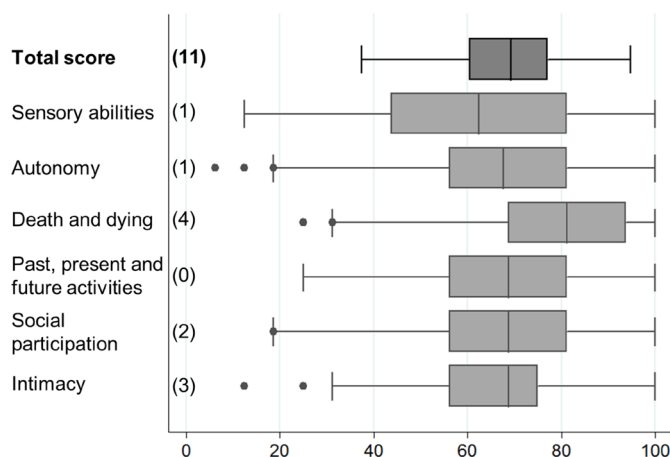


Figure 2 WHO Quality of Life Questionnaire—version for older people scores describing the overall quality of life and each underlying dimension. The number of missing values is indicated in parentheses.

Table 2 Analysis of associations with the WHO Quality of Life Questionnaire—version for older people (WHOQOL-OLD), both overall and for each underlying dimension

Characteristics	WHOQOL-OLD			Past, present and future		
	total	Sensory abilities	Autonomy	Death and dying activities	Social participation	Intimacy
Age (years)	−0.031 (0.705) (11)	0.095(0.224) (1)	−0.088 (0.262) (1)	0.088 (0.265) (4)	−0.020 (0.797) (0)	−0.084 (0.284) (2)
Women (%)	0.004 (0.965) (11)	0.039 (0.614) (1)	−0.013 (0.873) (1)	−0.047 (0.550) (4)	−0.038 (0.628) (0)	0.024 (0.758) (2)
FIM	0.204 (0.011) (12)	0.170 (0.029) (2)	0.312 (0.000) (2)	−0.127 (0.107) (5)	0.177 (0.023) (1)	0.210 (0.007) (3)
MMS	0.175 (0.029) (11)	0.038 (0.631) (1)	0.212 (0.006) (1)	−0.062 (0.429) (4)	0.202 (0.009) (0)	0.202 (0.035) (2)
CIRS	−0.226 (0.033) (77)	0.005 (0.961) (72)	−0.231 (9.025) (73)	−0.087 (0.407) (74)	−0.230 (0.025) (72)	−0.337 (0.001) (72)
PHQ-9	−0.379 (0.000) (15)	−0.331 (0.000) (5)	−0.319 (0.000) (5)	−0.265 (0.001) (8)	−0.156 (0.047) (4)	−0.317 (0.000) (6)
Living alone (%)	−0.063 (0.434) (11)	−0.089 (0.255) (1)	0.080 (0.308) (1)	−0.052 (0.510) (4)	−0.098 (0.209) (0)	−0.048 (0.540) (2)
Home care before hospitalisation (%)	−0.238 (0.003) (11)	−0.106 (0.174) (1)	−0.245 (0.002) (1)	−0.119 (0.132) (4)	−0.048 (0.056) (0)	−0.152 (0.051) (2)
SDAT	−0.211 (0.049) (79)	−0.152 (0.137) (70)	−0.182 (0.073) (69)	−0.052 (0.619) (73)	−0.173 (0.089) (69)	−0.248 (0.015) (71)
QPP-SF	0.264 (0.003) (38)	0.045 (0.604) (31)	0.247 (0.004) (31)	0.074 (0.392) (32)	0.179 (0.037) (30)	0.307 (0.000) (31)
QPP-SF: medical-technical competences	0.207 (0.011) (16)	0.055 (0.488) (7)	0.179 (0.024) (7)	0.076 (0.345) (9)	0.206 (0.009) (6)	0.272 (0.001) (8)
QPP-SF: physical-technical conditions	0.252 (0.002) (16)	0.085 (0.286) (7)	0.201 (0.011) (7)	0.130 (0.104) (9)	0.114 (0.150) (6)	0.251 (0.001) (8)
QPP-SF: identity-oriented approach	0.231 (0.006) (26)	0.025 (0.758) (17)	0.251 (0.002) (17)	0.006 (0.947) (19)	0.199 (0.014) (16)	0.265 (0.001) (18)
QPP-SF: sociocultural atmosphere	0.242 (0.004) (24)	0.027 (0.739) (16)	0.213 (0.009) (16)	0.052 (0.529) (18)	0.208 (0.010) (15)	0.247 (0.002) (16)

Spearman's rank correlation, r_s (p value). The no of missing values is indicated in parentheses.

CIRS, Cumulative Illness Rating Scale; FIM, functional independence measure; MMS, mini-mental state; PHQ-9, Patient Health Questionnaire-9 (0–27); QPP-SF, quality from the patient's perspective short form; SDAT, spiritual distress assessment tool.

Table 3 Multivariate linear analysis with multiple imputation to predict the total WHO Quality of Life Questionnaire—version for older people (WHOQOL-OLD) score

Predictive factor	Total WHOQOL-OLD (11 missing values)		No of missing values
	β (95% CI)	p value	
Age (years)	−0.025 (−0.301 to 0.251)	0.861	0
Women	0.255 (−3.940 to 4.450)	0.904	0
FIM	0.109 (−0.039 to 0.256)	0.147	1
MMS	0.055 (−0.653 to 0.763)	0.878	0
CIRS	−0.007 (−0.617 to 0.603)	0.983	72
PHQ-9	−0.961 (−1.449 to −0.472)	<0.001	4
Living alone	−1.504 (−5.920 to 2.913)	0.502	0
Home care before hospitalisation	−2.302 (−6.898 to 2.294)	0.321	0
SDAT	−0.006 (−0.995 to 0.983)	0.990	69
QPP-SF	0.237 (−0.004 to 0.479)	0.054	30

β , regression coefficient.

CIRS, cumulative illness rating scale; FIM, functional independence measure; MMS, mini-mental state; PHQ-9, patient health questionnaire-9; QPP-SF, quality from the patient's perspective short form; SDAT, spiritual distress assessment tool.

Linear multivariate analysis of factors associated with quality of life

In multivariate analysis, mood (PHQ-9; β =−0.961, p <0.001) has a significant association with quality of life (table 3). Satisfaction with the care received is at the limit of having a significant relationship (QPP-SF; β =0.237, p =0.054) with quality of life. The variation explained by all the variables was 26.7% (F =4.170, p <0.001). No multicollinearity was identified between the explanatory variables, the maximal variance inflation factor was 1.58.

DISCUSSION

Elderly patients undergoing rehabilitation after acute care perceived a relatively high level of quality of life. For example, we found higher WHOQOL-OLD scores than those reported by Fang *et al* using data of a developmental study of the WHOQOL-OLD, which included 5566 respondents from 20 international centres (opportunistic sample of ill and well patients).³² To our knowledge, these are new data for this specific setting. This is not surprising, given this environment aims to offer stimulating conditions to promote and regain a good quality of life. In this study, quality of life had a significant relationship with mood (both in univariate and multivariate analysis) and functional status (only in univariate analysis). This link corresponds with research results found in other settings, such as those found in Conrad *et al*.³³ Although only a limited number of patients performed the spiritual needs evaluation, the data show that patients with unmet spiritual needs experienced a poorer quality of life.

Patients had a high degree of satisfaction with the care they received. This result is consistent with previous studies with standard adult patients, showing that level of satisfaction is higher in rehabilitation setting.³⁴ Satisfaction with care received is associated with quality of life. Such results are consistent with the literature

in other settings, especially with those reported by Hartgering *et al*, which reported satisfaction with care received positively related to older patients' quality of life in an acute care setting with global and integrated care.¹⁶ Further research is needed to better understand their inter-relationships.³⁵

In addition to confirming the importance of the psychological dimension, the multivariate model does not allow us to draw conclusions about biopsychosocial factors related to quality of life. Functional status and cognitive status were not statistically significant in this multivariable linear regression, suggesting that, at least in this setting, they were not the most important drivers of perceived quality of life. This reflects that quality of life is complex and this study could only partially approach this complexity. Measuring quality of life, not fully explained from pooling descriptors of usual clinical practice, may surpass these traditional descriptors.

Strengths and weaknesses

This study was undertaken in a 'real world' clinical practice. The scales are employed in usual clinical practice and shared regularly in interdisciplinary meetings. The use of these tools, widely employed and validated in different clinical contexts, is likely to result in good ecological validity.

This study has certain limitations. First, the results apply only to a sample of elderly hospitalised patients without severe cognitive disorders, and thus cannot be generalised to patients with cognitive disorders. Furthermore, the rate of patients who did not participate might create a risk of selection-based bias, though slight, as the characteristics of the patients who participated and those who did not show no significant differences. In addition, all evaluations were not made at the same time (first and second week of hospitalisation), and we cannot exclude the possibility



that symptomatic change may have occurred in some patients. In the context of data drawn from usual clinical practice, the social dimension can be misjudged and fail to demonstrate any link to quality of life; to avoid this result, a purpose-designed tool such as a scale of social support might be required.³⁶ Such a scale would certainly show the importance of social support to quality of life.^{37 38} Similarly, some evaluations were not always undertaken: the chaplain worked part-time and was not able to conduct all the SDAT, despite excellent patient acceptance. The CIRS assessments were not systematically completed by the physicians. Conversely, missing data for the WHOQOL-OLD or the QPP-SF are from patients who did not respond to at least one of the questions asked, preventing calculation of the total score. Nevertheless, multiple imputation allowed us to limit the non-response bias in the multivariate analysis.

Implications for clinical practice

Evaluating quality of life is relevant in geriatric rehabilitation because we observe that variables traditionally used in clinical practice may not be sufficient to explain the quality of life and therefore insufficient to achieve that goal. Knowing the necessary elements for a good quality of life for each patient is fundamental to better understanding him/her and might improve guidance in setting goals of care. This information could contribute to offer truly patient-centred care in hospital environments and is therefore useful to the different professionals in charge of these patients.

However, further development of a biopsychosocial and spiritual model can only be encouraged. Similarly, this work suggests the importance of integrating an evaluation of the satisfaction with care received because it is also associated with quality of life.

Considering the following quotation: 'Therapeutic success depends in part on the therapist's ability to set a story in motion which is meaningful to the patient as well as to herself',³⁹ this work, which accounts for a patient's quality of life, also has an ethical impact. In fact, this measure might help balance aspects of beneficence and respect for autonomy in a system that should not be paternalistic, but that also cannot meet all of a patient's expectations.

CONCLUSION

Patients undergoing postacute geriatric rehabilitation perceive a good quality of life. Depressive symptoms were significantly associated with quality of life. In this setting, biopsychosocial and spiritual descriptors used in clinical practice are only moderately associated with quality of life. A follow-up to this study might evaluate how to better integrate quality of life in the construction of the care project, in addition to the usual descriptors of the clinical practice.

Contributors M-AB, ERT, ER and SM designed the research. M-AB and JP conducted statistical analysis. All authors interpreted the data. M-AB wrote the first draft of the manuscript. All authors participated in the writing of subsequent versions and approved the final article.

Funding This work was supported by the Leenaards Foundation in the framework of the call for projects related to the "Quality of Life of Elderly Persons".

Competing interests None declared.

Ethics approval Cantonal Committee of Vaud on the Ethics of Research on Human Subjects, Lausanne, Switzerland.

Provenance and peer review Not commissioned; externally peer reviewed.

Data sharing statement The full anonymised dataset can be provided on request.

Open Access This is an Open Access article distributed in accordance with the Creative Commons Attribution Non Commercial (CC BY-NC 4.0) license, which permits others to distribute, remix, adapt, build upon this work non-commercially, and license their derivative works on different terms, provided the original work is properly cited and the use is non-commercial. See: <http://creativecommons.org/licenses/by-nc/4.0/>

© Article author(s) (or their employer(s) unless otherwise stated in the text of the article) 2017. All rights reserved. No commercial use is permitted unless otherwise expressly granted.

REFERENCES

1. Olsson IN, Runnemo R, Engfeldt P. Medication quality and quality of life in the elderly, a cohort study. *Health Qual Life Outcomes* 2011;9:95.
2. Bowling A, Seetai S, Morris R, *et al.* Quality of life among older people with poor functioning. The influence of perceived control over life. *Age Ageing* 2007;36:310–5.
3. Netuveli G, Blane D. Quality of life in older ages. *Br Med Bull* 2008;85:113–26.
4. Papadopoulos C, Jagsch R, Griesser B, *et al.* Health-related quality of life of patients with hip fracture before and after rehabilitation therapy: discrepancies between physicians' findings and patients' ratings. *Ageing Clin Exp Res* 2007;19:125–31.
5. Albrecht GL, Devlieger PJ. The disability paradox: high quality of life against all odds. *Soc Sci Med* 1999;48:977–88.
6. Solomon R, Kirwin P, Van Ness PH, *et al.* Trajectories of quality of life in older persons with advanced illness. *J Am Geriatr Soc* 2010;58:837–43.
7. González-Salvador T, Lyketsos CG, Baker A, *et al.* Quality of life in dementia patients in long-term care. *Int J Geriatr Psychiatry* 2000;15:181–9.
8. Montuclard L, Garrouste-Orgeas M, Timsit JF, *et al.* Outcome, functional autonomy, and quality of life of elderly patients with a long-term intensive care unit stay. *Crit Care Med* 2000;28:3389–95.
9. Jahelka B, Dorner T, Terkula R, *et al.* Health-related quality of life in patients with osteopenia or osteoporosis with and without fractures in a geriatric rehabilitation department. *Wien Med Wochenschr* 2009;159:235–40.
10. Weber DC, Fleming KC, Evans JM. Rehabilitation of geriatric patients. *Mayo Clin Proc* 1995;70:1198–204.
11. Pain K, Dunn M, Anderson G, *et al.* Quality of life: What does it mean in rehabilitation. *J Rehabil Assist Technol Eng* 1998;64:5–11.
12. Engel GL. The need for a new medical model: a challenge for biomedicine. *Psychodyn Psychiatry* 2012;40:377–96.
13. Wells JL, Seabrook JA, Stolee P, *et al.* State of the art in geriatric rehabilitation. Part I: review of frailty and comprehensive geriatric assessment. *Arch Phys Med Rehabil* 2003;84:890–7.
14. Sulmasy DP. A biopsychosocial-spiritual model for the care of patients at the end of life. *Gerontologist* 2002;3:24–33. 42 Spec.
15. Chally PS, Spirituality CJM. rehabilitation, and aging: a literature review. *Arch Phys Med Rehabil* 2004;85:60–5.
16. Hartgerink JM, Cramm JM, Bakker TJ, *et al.* The importance of older patients' experiences with care delivery for their quality of life after hospitalization. *BMC Health Serv Res* 2015;15:311.
17. Tierney RM, Horton SM, Hannan TJ, *et al.* Relationships between symptom relief, quality of life, and satisfaction with hospice care. *Palliat Med* 1998;12:333–44.
18. Folstein MF, Folstein SE, McHugh PR. "Mini-mental state". A practical method for grading the cognitive state of patients for the clinician. *J Psychiatr Res* 1975;12:189–98.
19. Katz S, Downs TD, Cash HR, *et al.* Progress in development of the index of ADL. *Gerontologist* 1970;10:20–30.

20. Lawton MP, Brody EM. Assessment of older people: self-maintaining and instrumental activities of daily living. *Gerontologist* 1969;9:179–86.
21. Granger CV, Hamilton BB, Keith RA, *et al.* Advances in functional assessment for medical rehabilitation. *Top Geriatr Rehabil* 1986;1:59–74.
22. Miller MD, Paradis CF, Houck PR, *et al.* Rating chronic medical illness burden in geropsychiatric practice and research: application of the Cumulative Illness Rating Scale. *Psychiatry Res* 1992;41:237–48.
23. Kroenke K, Spitzer RL, Williams JB. The PHQ-9: validity of a brief depression severity measure. *J Gen Intern Med* 2001;16:606–13.
24. Carballeira Y, Dumont P, Borgacci S, *et al.* Criterion validity of the french version of Patient Health Questionnaire (PHQ) in a hospital department of internal medicine. *Psychol Psychother* 2007;80:69–77.
25. Leplège A, Perret-Guillaume C, Ecosse E, *et al.* [A new instrument to measure quality of life in older people: The French version of the WHOQOL-OLD]. *Rev Med Interne* 2013;34:78–84.
26. Power M, Quinn K, Schmidt S, *et al.* Development of the WHOQOL-old module. *Qual Life Res* 2005;14:2197–214.
27. Larsson G, Larsson BW, Munck IM. Refinement of the questionnaire 'quality of care from the patient's perspective' using structural equation modelling. *Scand J Caring Sci* 1998;12:111–8.
28. Wilde Larsson B, Larsson G. Development of a short form of the Quality from the Patient's Perspective (QPP) questionnaire. *J Clin Nurs* 2002;11:681–7.
29. Monod S, Martin E, Spencer B, *et al.* Validation of the Spiritual Distress Assessment Tool in older hospitalized patients. *BMC Geriatr* 2012;12:13.
30. Monod SM, Rochat E, Büla CJ, *et al.* The spiritual distress assessment tool: an instrument to assess spiritual distress in hospitalised elderly persons. *BMC Geriatr* 2010;10:88.
31. Buuren S, Groothuis-Oudshoorn K. mice : Multivariate Imputation by Chained Equations in R. *J Stat Softw* 2011;45:1–67.
32. Fang J, Power M, Lin Y, *et al.* Development of short versions for the WHOQOL-OLD module. *Gerontologist* 2012;52:66–78.
33. Conrad I, Matschinger H, Riedel-Heller S, *et al.* The psychometric properties of the German version of the WHOQOL-OLD in the German population aged 60 and older. *Health Qual Life Outcomes* 2014;12:105.
34. Keith RA. Patient satisfaction and rehabilitation services. *Arch Phys Med Rehabil* 1998;79:1122–8.
35. Asadi-Lari M, Tamburini M, Gray D. Patients' needs, satisfaction, and health related quality of life: towards a comprehensive model. *Health Qual Life Outcomes* 2004;2:32.
36. Lubben JE. Assessing social networks among elderly populations. *Fam Community Health* 1988;11:42–52.
37. Helgeson VS. Social support and quality of life. *Qual Life Res* 2003;12:25–31.
38. Newsom JT, Schulz R. Social support as a mediator in the relation between functional status and quality of life in older adults. *Psychol Aging* 1996;11:34–44.
39. Mattingly C. The concept of therapeutic 'employment'. *Soc Sci Med* 1994;38:811–22.