

Disturbance effects on community structure of *Ficus tinctoria* fig wasps in Xishuangbanna, China: Implications for the fig/fig wasp mutualism

Wen-Juan Ma^{1,2}, Da-Rong Yang¹ and Yan-Qiong Peng¹

¹Xishuangbanna Tropical Botanical Garden, Chinese Academy of Sciences, Kunming, ²Graduate School of the Chinese Academy of Sciences, Beijing, China

Abstract Fig trees are important components of tropical forests, because their fruits are eaten by so many vertebrates, but they depend on pollinating fig wasps to produce mature fruits. Disturbance to habitat structure can have a major impact on insect diversity and composition, potentially reducing fruit yields. We investigated the impact of habitat disturbance on the fig wasp community associated with male figs of *Ficus tinctoria* in Xishuangbanna, China. The community comprised one pollinator species *Liporrhopalum gibbosae* and six non-pollinating wasp species: *Sycosapter* sp.1, *Philotrypesis ravii*, *Philotrypesis* sp.1, *Neosycophila omeomorpha*, *Sycophila* sp.1, and *Walkerella* sp.1. More disturbed areas were characterized by higher temperatures, less shade, and more vehicle noise. The response of the fig wasp community was complex, with no simple relationship between intensity of disturbance and pollinator abundance. However, the sex ratios (proportion of male progeny) of pollinators increased significantly in more disturbed areas. We conclude that potential changes in fig wasp community composition brought about by disturbance, are unpredictable, with unclear consequences for tropical rainforest biodiversity.

Key words disturbance, *Ficus tinctoria*, fig/fig wasp mutualism, wasp community

Introduction

The responses of individual species to disturbance are highly variable (Niemela *et al.*, 2000). In disturbed habitats, remnant vegetation is typically altered in structure and composition and often supports communities dominated by non-native flora and fauna (Beissenger & Osborne, 1982; Blair, 1996; Marzluff & Ewing, 2001; King & Buckney, 2002). Habitat disturbance also affects faunal diversity and composition (Uetz, 1979; August, 1983). There is little information about the responses of

mutualisms to habitat variation (Bronstein, 1989), and few studies of how fig wasp communities respond to disturbance (Wang *et al.*, 2005).

There are approximately 750 tropical and extra-tropical fig species (*Ficus* spp., Moraceae) that are pollinated by highly specific chalcidoid wasps (Hymenoptera: Agaonidae) (Hawkins & Compton, 1992; Berg, 2003; Yu *et al.*, 2008). These fig wasp species include both pollinators and non-pollinators (West *et al.*, 1996). The mutualism is obligate, the fig pollen is dispersed only by the wasps, and they complete their life cycle inside the figs (Herre, 1989; West *et al.*, 1996). Mated, pollen-bearing female pollinators enter figs (highly modified inflorescences), pollinate the tiny female flowers and oviposit in some of them (Galil & Eisikowitch, 1968; Herre, 1989, 1996). The wasps develop by consuming the contents of one ovule each. The young adults emerge, mate, gather pollen either actively or passively, leave the natal fig, and

Correspondence: Da-Rong Yang, Xishuangbanna Tropical Botanical Garden, Chinese Academy of Sciences, No. 88, Xuefu Road, Kunming 650223, Yunnan Province, China. Tel: +86 0871 5127180; fax: +86 0871 5160916; email: yangdr@xtbg.ac.cn

fly off to seek a receptive fig in which to begin a new cycle. The fig fruits ripen and are consumed by vertebrate frugivores and surviving seeds are dispersed (Kalko *et al.*, 1996; Shanahan *et al.*, 2001; Yu *et al.*, 2008).

There are many non-pollinating wasps that are apparently parasitic and provide no obvious benefit to the fig (West & Herre, 1994). Most of them insert their ovipositors through the fig wall and oviposit from outside (West & Herre, 1994; Yu *et al.*, 2008). The competition for available female flower resources between pollinators and non-pollinators, as well as the parasitism of pollinators, reduces their numbers and may disrupt their mutualism with fig trees (West & Herre, 1994; Kerdelhué & Rusplus, 1996; Kerdelhué *et al.*, 2000; Wang *et al.*, 2005).

Environmental disturbance to forests, including road-building, clearance and other human activities, is increasing, and has had direct impact on native biodiversity (Norton & Miller, 2000). Comparisons of the structure of fig wasp communities in forests subject to varying levels of disturbance may improve our understanding of both the relationship between pollinating wasps and non-pollinating wasps and the impact of the non-pollinators on the mutualism between figs and their pollinating wasps (Wang *et al.*, 2005). Wang *et al.* (2005), working with *Ficus racemosa* in south China, found that habitat disturbance resulted in a higher proportion of non-pollinating wasps compared with less fragmented forest. However, it is not clear how these changes are driven. Herre (1996) concluded that several physiological aspects of figs such as photosynthesis, temperature and water have certain influences on the wasp community.

In this study, we addressed the following questions. Are there significant differences between fig wasp community structures with increasing habitat disturbance? What are the implications of changes in wasp community structure on the interaction between the figs and their pollinating wasps?

Materials and methods

Sample sites

This study was carried out in the Xishuangbanna Tropical Botanical Garden, Yunnan, China, located at 21°41'N, 101°25'E, and an altitude of approximately 600 m. The climate is characterized by dry, rainy and foggy seasons, which last from March to May, June to October and November to February, respectively. The annual mean precipitation is 1 557 mm, approximately 79%–82% of which occurs during the rainy season. The average ambient relative humidity is 86% and the average temperature each year is 21.4–22.6°C. January is the coldest month

(average temperature, 11.2°C), and April is the hottest (33.5°C) (Yang *et al.*, 2000; Zhu & Cai, 2005; Wang *et al.*, 2005).

Ficus tinctoria and its fig wasps

Ficus tinctoria Forst. f. (section *Sycidium*, subgenus *Sycidium*) is a strangling dioecious fig tree, which is distributed throughout much of Asia. The leaf blade is often asymmetric, and the margin is often dentate and sometimes lobed (Zhou & Gilbert, 2003). It produces very large numbers of relatively small-sized figs (11.40 ± 1.66 cm diameter when mature ($n = 122$)). Fruit formation mostly occurs during the foggy and dry seasons (October–May). Fruit initiation on male trees peaks from October onward, with wasps being released after approximately 3 months. This coincides with numerous female crops, which ripen in a shorter time than those on male trees. Male figs contain about 200 female flowers, whereas female flower numbers in female figs is only about 140. Female crops are more synchronous than those on male trees.

Ficus tinctoria is pollinated by the fig wasp *Liporhopalum gibbosae* Hill (Agaonidae, Chalcidoidea). Non-pollinator wasps recorded locally from the figs of *F. tinctoria* include *Sycoscapter* sp.1, *Philotrypesis ravii* and *Philotrypesis* sp.1, (Sycoryctinae, Pteromalidae), *Neosycophila omeomorpha* (Epichrysomallinae), *Sycophila* sp.1 (Eurytomidae), and *Walkerella* sp.1 (Otitellinae, Pteromalidae). Females of all the non-pollinating wasp species oviposit from outside the figs, so they cannot contribute to pollination.

Fig wasp sampling

Between November 2007 and March 2008, eight crops were collected from eight different *F. tinctoria* trees growing in the Xishuangbanna Tropical Botanical Garden. The trees were chosen to represent sites with varying levels of local disturbance. The trees in the least disturbed area were growing in a shaded forest situation, surrounded by trees and shrubs, with some grasses. Alternatively, trees in the most disturbed areas were fully exposed to the sun, with almost no nearby vegetation and adjacent roads.

Thirty figs were collected at random from each tree. They were at the stage where male wasps had already started to emerge from the galls, but no wasps had vacated the figs. The figs were placed individually into muslin bags (20 cm × 15 cm), then sliced open to help the wasps to emerge before the bags were closed (Xu *et al.*, 2002; Bai *et al.*, 2006). The wasps from each fig were then stored in 75% ethanol. The wasps were subsequently examined

under a stereomicroscope, identified, counted and sexed (Yu *et al.*, 2008).

Environmental correlates

In order to characterize the environments where the trees were growing, we recorded relevant environmental conditions. On a sunny day in February (mean temperature $\approx 25^\circ\text{C}$), we measured diurnal variation in photosynthesis of the fig leaves, air temperature and the ambient relative humidity (RH) using an Li-6400XT portable photosynthesis system (Li-cor, Lincoln, NE, USA). On seven trees we selected three attached leaves (the leaves had to be detached from Tree 2 because of accessibility problems) which were ≈ 1.5 m high from the ground and exposed to the sun. Recordings were taken every 3 h from 08:00 to 19:00 hours (Jin & Ke, 2004; Shao *et al.*, 2006). On another sunny day (mean temperature $\approx 20^\circ\text{C}$), we measured soil moisture (weight of water/weight of water and dry soil) from the surface 0–30 cm deep, based on four scattered soil samples from each tree. Further, according to full, half, and no shade around the experiment trees, and also the number of buildings around them, as well as people and traffic across them, we also divided the shade and noise of the microenvironment of each tree into three levels.

Statistical analysis

Statistical analyses were performed with SPSS 16.0, Statgraphics software and Multivariate Statistical Package. Data were analyzed using Spearman's rank correlation, principle components, linear regression, and Mann–Whitney *U*-tests.

Results

The wasp community of *F. tinctoria*

A total of 39 204 fig wasps in 242 figs were collected from the eight trees of *Ficus tinctori* (Table 1). Seven species of fig wasps were recorded. The number of wasps in each fig tree varied from (mean \pm SD) 117.4 ± 37.0 to 214.5 ± 56.1 with the pollinator the most abundant species (127.2 ± 65.5 individuals per fig), then *Sycoscapter* sp.1 (37.8 ± 28.5) and *Phylotrypesis ravii* (8.6 ± 7.4) (Fig. 1). There was a negative relationship between the numbers of pollinators and non-pollinating wasps in the figs (linear regression, $F = 27.88$, $P < 0.001$, Fig. 2)

Table 1 The abundance and frequency of occurrence of fig wasps recorded from eight *F. tinctoria* crops at Xishuangbanna Tropical Botanical Garden, Yunnan, China.

Sample size (figs)	Tree number							
	1	2	3	4	5	6	7	8
Percentage of total wasps (No. figs present)	29	30	30	30	31	31	30	30
<i>Liporhoptalum gibbosae</i>	54.08 (29)	80.5 (30)	97.04 (30)	86.9 (30)	86.96 (31)	64.48 (31)	64.48 (30)	82.49 (30)
<i>Sycoscapter</i> sp.1	44.34 (29)	19.29 (30)	2.55 (15)	13.1 (25)	12.18 (25)	34.42 (31)	31.28 (29)	15.46 (30)
<i>Phylotrypesis ravii</i>	1.51 (8)	0.21 (1)	0.42 (6)	0 (0)	0.84 (7)	1.07 (10)	4.23 (13)	2.06 (12)
<i>Phylotrypesis</i> sp.1	0 (0)	0 (0)	0 (0)	0 (0)	0.02 (1)	0 (0)	0 (0)	0 (0)
<i>Neosycophila omeomorpha</i>	0.04 (2)	0 (0)	0 (0)	0 (0)	0 (0)	0 (0)	0 (0)	0 (0)
<i>Sycophila</i> sp.1	0.02 (1)	0 (0)	0 (0)	0 (0)	0 (0)	0.03 (1)	0 (0)	0 (0)
<i>Walkerella</i> sp.1	0.02 (1)	0 (0)	0 (0)	0 (0)	0 (0)	0 (0)	0 (0)	0 (0)
Total wasps (mean \pm SD)	173.8 \pm 52.1	143.7 \pm 51.9	159.7 \pm 37.5	165.4 \pm 57.7	214.5 \pm 56.1	117.4 \pm 37.0	133.8 \pm 65.5	193.0 \pm 39.5

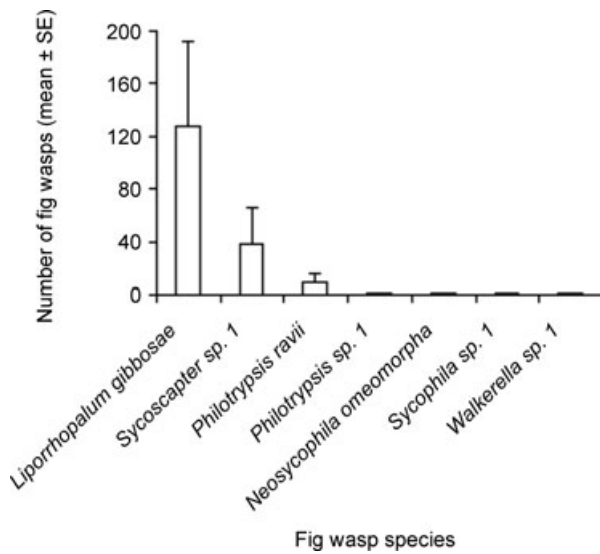


Fig. 1 The relative abundance of fig wasp species in male figs of *F. tinctoria*. Totals are based on crops from eight trees.

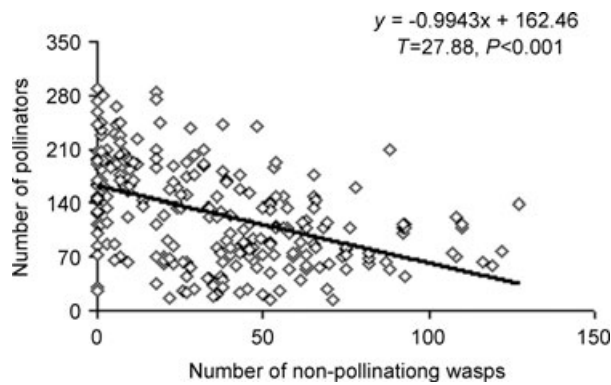


Fig. 2 The relationship between the numbers of non-pollinator and pollinator fig wasps in *F. tinctoria* figs.

Influences of disturbance on fig wasp community

The principle components analysis (pca) included physiological and climatic factors (photosynthesis, air temperature, ambient RH, soil moisture, shade and noise [Table 2, Fig. 3]). The first axis of the pca corresponds to variation in the disturbance at each site and provides a relative disturbance ranking for the eight trees (Fig. 3). With increasing disturbance, as measured by pca axis 1, the sex ratio (proportion of male progeny) of pollinators increased significantly with increasing levels of disturbance (linear regression, $P < 0.01$, Fig. 4). We also used the Mann–Whitney U -test, but there was no simple relationship between intensity of disturbance and pollinator

Table 2 The values for disturbance, microclimate and physiological factors for each *F. tinctoria* fig tree.

Tree no.	1	2	3	4	5	6	7	8
Photosynthesis ($\mu\text{molCO}_2 \cdot \text{m}^{-2} \cdot \text{s}^{-2}$)	0.27 ± 0.65	0.57 ± 0.47	0.17 ± 0.11	2.23 ± 0.13	3.80 ± 0.35	3.07 ± 0.80	0.55 ± 0.05	2.14 ± 1.64
Air temperature (°C)	26.23 ± 0.14	25.64 ± 0.36	25.48 ± 0.47	25.29 ± 0.27	27.00 ± 0.58	28.18 ± 0.42	24.63 ± 0.15	25.56 ± 0.18
Ambient relative humidity (RH) (%)	51.83 ± 0.46	51.93 ± 0.58	52.90 ± 1.10	55.67 ± 0.79	56.53 ± 0.30	54.35 ± 0.50	56.95 ± 0.43	57.52 ± 2.33
Soil moisture (%)	10.08 ± 1.22	10.40 ± 0.62	11.01 ± 1.39	16.80 ± 1.30	13.13 ± 1.52	13.48 ± 1.67	12.21 ± 0.95	13.03 ± 1.45
Shade level (1–3, low–high)	2	3	3	2	1	1	2	2
Noise level (1–3, low–high)	3	1	1	3	2	2	2	2

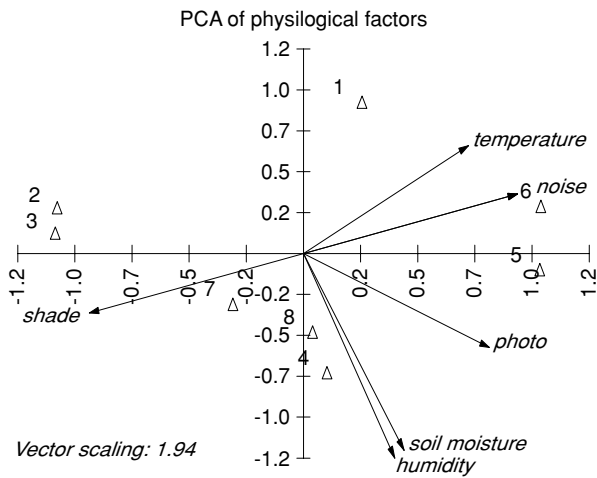


Fig. 3 Principle components analysis of environmental conditions around eight *F. tinctoria* trees. Axis one reflects a gradation in local habitat disturbance.

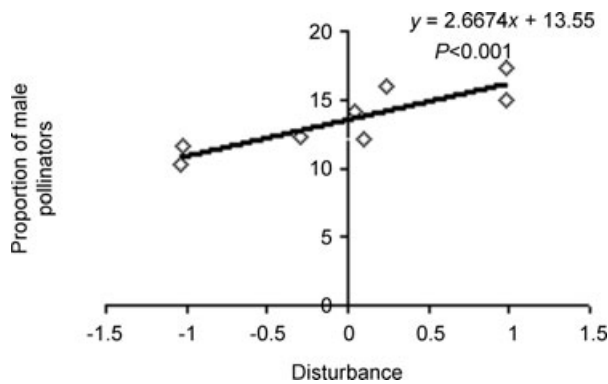


Fig. 4 The variation of sex ratio of pollinator at different levels of disturbance.

abundance influenced by each environmental factor. Also, with the increasing numbers of pollinators, the sex ratio of pollinators decreased slightly (linear regression, $P < 0.05$, Fig. 5), but there was no significant relationship between the number of total wasps and the sex ratio of pollinators per fig. Pairing the environmental variables against each other in turn, we found that there was a significant negative relationship between shade and photosynthesis (linear regression, Fig. 6; Spearman's rank correlation,

$P < 0.05$) and a positive relationship between soil moisture and photosynthesis (linear regression, Fig. 7; Spearman's rank correlation, $P < 0.05$). Others against each other were not strongly related.

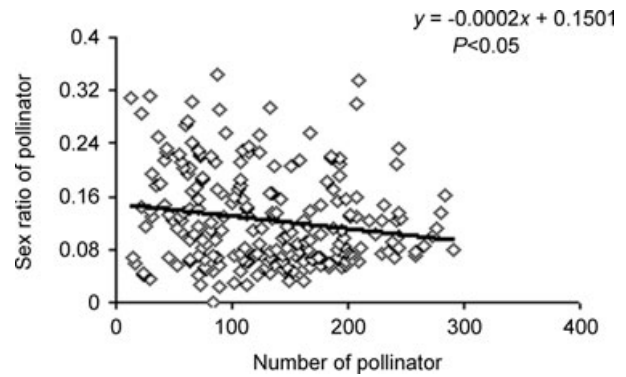


Fig. 5 The relationship between the number of pollinator and sex ratio of pollinators per fig.

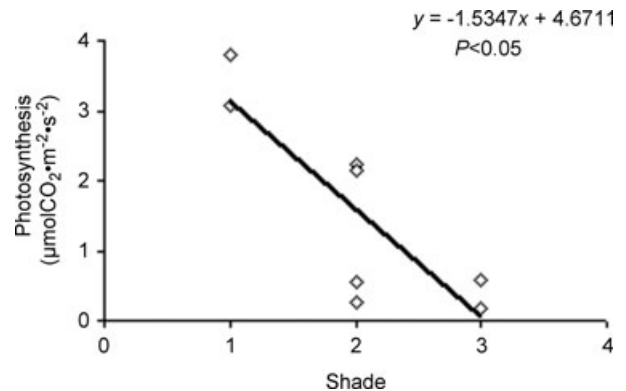


Fig. 6 The relationship between the environment factors shade and photosynthesis.

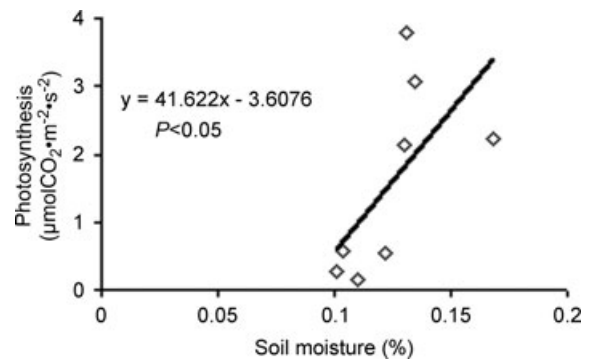


Fig. 7 The relationship between the environment factors soil moisture and photosynthesis.

Discussion

The wasp community associated with F. tinctoria figs

The data show that the wasp community of *Ficus tinctoria* included one pollinator and six non-pollinating

wasp species. Among the non-pollinating species, two (*Sycoscapter* sp.1 and *Philotrypesis ravii*) were common and the other four species were rare. There was a negative relationship between the number of pollinators and non-pollinating wasps. Better understanding of the effects of these parasitic wasps on the fig/fig wasp mutualism requires knowledge of their larval diets. Observations showed that the *Sycoscapter* sp.1 wasps may be direct parasitoids of the pollinators. This non-pollinator was observed to oviposit from outside the fig wall in the D-phase, when there were no appropriate female flowers to occupy, but only galls (by author observation). *Philotrypesis ravii* is another common non-pollinating fig wasp parasite on *Ficus tinctoria*. Its success in exploiting the fig-pollinator mutualism may be explained by the fact that these parasites are apparently using the same pool of flowers as the pollinators. The parasitic wasps exploit flowers in which the pollinators grow and in which the fig apparently cannot differentiate between a parasite and a pollinator.

Disturbance influences on fig wasp community

Habitat structure and disturbance may broadly affect faunal diversity and composition in terrestrial systems (Uetz, 1979; August, 1983; Humphrey *et al.*, 1999; Hansen, 2000; Lassau & Hochuli, 2004). This study is one of the few studies combining the factors of plant physiology to rank the disturbance of the site where the fig trees grow. We found with the increasing level of disturbance characterized by higher temperature, less shade and heavier noises, the response of the fig wasp community was complex, with no simple relationship between intensity of disturbance and pollinator abundance. This is different from the findings by Wang *et al.* (2005) that higher proportion of pollinators was found in more fragmented forest. The complicated relationship of the environmental factors between each other is an important reason for these results. The results and the interpretations presented here should properly be considered preliminary and tentative, requiring further substantiation.

Sex ratio of pollinators was affected by disturbance. In many organisms mating takes place between the offspring of one or a few foundress mothers in isolated subpopulations from which mated females disperse to found new broods. Under these conditions, local mate competition (LMC) should select for female-biased sex ratios (Hamilton, 1967; Herre, 1985). With increasing disturbance, the sex ratio of pollinators significantly increased. Also, the number of pollinators had negative effects on the sex ratio of pollinators. Thus, in most disturbed areas, with fewer pollinators there was a higher proportion

of males. This is what would be predicted on the basis of figs with fewer pollinators being entered by more foundresses – they lay more eggs and a higher proportion of those eggs are male. Meanwhile, the total number of wasps had no significant influence on the pollinator sex ratio. If we assume that each non-pollinator developed at the expense of one pollinator, this then gives us information that non-pollinators altered the sex ratio. In most disturbed areas, the temperature and photosynthesis were higher, so the density of figs was higher and this provides more chances for foundresses to re-enter the second and third figs. Thus, they produce more males in the second or third figs (Raja *et al.*, 2008).

In southeast Asia and the neotropics, figs are viewed as a keystone plant resource; they support a wide spectrum of vertebrate frugivores during periods of food scarcity (Krebs, 1978; Thornton *et al.*, 1996; Nason *et al.*, 1998; Harrison, 2003; Wang *et al.*, 2005). Their importance in the conservation of many tropical forest communities is becoming increasingly recognized (McKey, 1989; Herre, 1996). Thus the stability of interactions in remaining rain-forest fragments is an issue of considerable concern for conservation (Harrison, 2003). However, until now disturbance affects on fig wasp communities are not clear and cannot be predicted, and this requires scientists in related fields to undertake further and deeper research on the subject.

Acknowledgments

The authors would like to thank Professor Jean-Yves Rusp plus for identifying the fig wasps of *Ficus tinctoria*. We wish to thank Stephen Compton for providing help with statistical methods and revising the manuscript. We also thank Iain Taylor, Paolo Pelosi, Roy Turkington, Loren Bell and Kari Malen and anonymous referees for good suggestions and reviewing the manuscript. The authors also thank Zhen-Ji Wang, Jun-Ming Guan, Pei Yang and Yi Zhao for their help with the fieldwork. The study was funded by the Chinese Natural Science Foundation (30571507, 30670358).

References

- August, P.V. (1983) The role of habitat complexity and heterogeneity in structuring tropical mammal communities. *Ecology*, 64, 1495–1507.
- Bai, L.F., Yang, D.R., Shi, Z.H., Peng, Y.Q. and Zhai, S.W. (2006) Community structure of fig wasp in *Ficus benjamina* in different habitats. *Biodiversity Science*, 14, 340–344. (in Chinese)

- Beissenger, S.R. and Osborne, D.R. (1982) Effects of urbanisation on avian community organization. *Condor*, 84, 75–83.
- Berg, C.C. (2003) Flora Malesiana precursor for the treatment of Moraceae 1: the main subdivision of *Ficus*: the subgenera. *Blumea*, 48, 167–178.
- Blair, R.B. (1996) Land use and avian species diversity along an urban gradient. *Ecological Application*, 6, 506–519.
- Bronstein, J.L. (1989) A mutualism at the edge of its range. *Experientia*, 45, 622–637.
- Galil, J. and Eisikowitch, D. (1968) Flowering cycles and fruit types of *Ficus sycomorus* in Israel. *New Phytologist*, 67, 745–758.
- Hamilton, W.D. (1967) Extraordinary sex ratios. *Science*, 156, 477–488.
- Hansen, R.A. (2000) Effects of habitat complexity and composition on a diverse litter microarthropod assemblage. *Ecology*, 81, 1120–1132.
- Harrison, R. (2003) Fig wasp dispersal and the stability of a keystone plant resource in Borneo. *Proceedings of the Royal Society B (Suppl.): Biology Letters*, 270, 76–79.
- Hawkins, B.A. and Compton, S.G. (1992) African fig wasp communities: undersaturation and latitudinal gradients in species richness. *Journal of Animal Ecology*, 61, 361–372.
- Herre, E.A. (1985) Sex ratio adjustment in fig wasps. *Science*, 228, 896–898.
- Herre, E.A. (1989) Coevolution of reproductive characteristics in 12 species of New World figs and their pollinator wasps. *Experientia*, 45, 637–647.
- Herre, E.A. (1996) An overview of studies on a community of Panamanian figs. *Journal of Biogeography*, 23, 593–607.
- Humphrey, J.W., Hawes, C., Pearce, A.J., Ferris-Khan, R. and Jukes, M.R. (1999) Relationships between insect diversity and habitat complexity in plantation forests. *Forest Ecology and Management*, 113, 11–21.
- Jin, Z.X. and Ke, S.S. (2004) The diurnal variation of photosynthesis in leaves of *Rhododendron fortunei*. *Bulletin of Botanical Research*, 24, 447–451.
- Kalko, E.K.V., Herre, E.A. and Handley, C.O., Jr. (1996) Relation of fig fruit characteristics to fruit-eating bats in the New and Old World Tropics. *Journal of Biogeography*, 23, 565–576.
- Kerdelhué, C. and Rasplus, J.Y. (1996) The evolution of dioecy among *Ficus* (Moraceae), an alternative hypothesis involving non-pollinating fig wasp pressure in the fig-pollinator mutualism. *Oikos*, 77, 163–166.
- Kerdelhué, C., Rossi, J.P. and Rasplus, J.Y. (2000) Comparative community ecology studies on Old World figs and fig wasps. *Ecology*, 81, 2832–2849.
- King, S.A. and Buckney, R.T. (2002) Invasion of exotic plants in nutrient enriched urban bushland. *Austral Ecology*, 27, 573–583.
- Krebs, J.K. (1978) *Ecology: The Experimental Analysis of Distribution and Abundance*, 2nd edn. Harper and Row, New York.
- Lassau, S.A. and Hochuli, D.F. (2004). Effects of habitat complexity on ant assemblages. *Ecography*, 27, 157–164.
- Marzluff, J.M. and Ewing, K. (2001) Restoration of fragmented landscapes for the conservation of birds: a general framework and specific recommendations for urbanizing landscapes. *Restoration Ecology*, 9, 280–292.
- McKey, D. (1989) Population biology of figs: Application for conservation. *Experientia*, 45, 661–673.
- Norton, D.A. and Miller, C.J. (2000) Some issues and options for the conservation of native biodiversity in rural New Zealand. *Ecological Management & Restoration*, 1, 26–34.
- Nason, J.D., Herre, E.A. and Hamrick, J.L. (1998) The breeding structure of a tropical keystone plant resource. *Nature*, 391, 685–687.
- Niemela, J., Kotze, J., Ashworth, A., Brandmayr, P., Desender, K., New, T., Penev, L., Samways, M. and Spence, J. (2000) The research for common anthropogenic impacts on biodiversity: a global network. *Journal of Insect Conservation*, 4, 3–9.
- Raja, S., Suleman, N., Compton, S.G. and Moore, J.C. (2008) The mechanism of sex ratio adjustment in a pollinating fig wasp. *Proceedings of the Royal Society B*, 275, 1603–1610.
- Shanahan, M., Sampson, S., Compton, S.G. and Corlett, R. (2001) Fig-eating by vertebrate frugivores: a global review. *Biological Reviews*, 76, 529–572.
- Shao, X.W., Han, M., Han, Z.M., Kong, W.W., Liu, H.D. and Yang, L.M. (2006) Study on diurnal variation of photosynthesis and environmental factors in *Scutellaria baicalensis*. *Journal of Jilin Agricultural University*, 28, 634–368. (in Chinese)
- Thornton, L.W.B., Compton, S.G. and Wilson, C.N. (1996) The role of animal in the colonization of the Krakatau Islands by fig tress (*Ficus* species). *Journal of Biogeography*, 23, 577–592.
- Uetz, G.W. (1979) The Influence of variation in litter habitats on spider communities. *Oecologia*, 40, 29–42.
- Wang, R.W., Yang, C.Y., Zhao, G.F. and Yang, J.X. (2005) Fragmentation effects on diversity of wasp community and its impact on fig/fig wasp interaction in *Ficus racemosa* L. *Journal of Integrative Plant Biology*, 47, 20–26.
- West, S.A., Herre, E.A., Windson, D.M. and Green, P.R.S. (1996) The ecology and evolution of the New World non-pollinating fig wasp communities. *Journal of Biogeography*, 23, 447–458.
- West, S.A. and Herre, E.A. (1994) The ecology of the new world fig-parasitizing wasps Idarnes and implications for the evolution of the fig-pollinator mutualism. *Proceedings of the Royal Society: Biological Sciences*, 258, 67–72.

- Xu, L., Yang, D.R., Peng, Y.Q., Wang, Q.Y. and Zhang, G.M. (2002) The community structure and the interspecific relationship of the fig wasps in syconia of *Ficus racemosa* L. in Xishuangbanna, China. *Acta Ecologica Sinica*, 23, 1554–1560. (in Chinese)
- Yang, D.R., Wang, R.W. and Song, Q.S. (2000) Rule of seasonal changes of the *Ceratolen* sp. in the tropical rainforest of Xishuangbanna, China. *Forest Reservation*, 13, 477–484.
- Yu, H., Zhao, N.X., Chen, Y.Z. and Herre, E.A. (2008) Male and female reproductive success in the dioecious fig, *Ficus hirta* Vahl. in Guangdong Province, China: Implication for the relative stability of dioecy and monoecy. *Symbiosis*, 45, nos. 1–3.
- Zhou, Z.K. and Gilbert, M.G. (2003) Moraceae. *Flora of China* (eds. Z.Y. Wu, D.Y. Hong & Q.E. Yang), pp. 42–45. Science Press, Beijing.
- Zhu, H. and Cai, L. (2005) The biogeography of tropical rainforest in Yunnan province and its suggestions to the geological history. *Advanced Earth Science*, 20, 1–57. (in Chinese)

Accepted February 19, 2009