

OUTPATIENT PRESCRIPTION WRITING QUALITY IN A PAEDIATRIC GENERAL HOSPITAL

DI PAOLO E.R.^{1,2}, RUCHET L.^{1,3}, GEHRI M.², LUTZ N.², FANCONI S.², PANNATIER A.^{1,3}

¹ Pharmacy Department and ² Paediatric Department, Children's Hospital (HEL), University Hospital CHUV, Lausanne, ³ School of pharmaceutical science, University of Geneva & Lausanne, Switzerland

BACKGROUND

The writing of prescriptions is an important aspect of medical practice. This activity presents some particular problems given the risk of interpretation and dispensing errors in community pharmacies. Since 2006, the Swiss authorities have decided to impose incentives to prescribe generic drugs.

OBJECTIVES

- To determine the evolution of the outpatient prescription practice in our paediatric university hospital during 2 periods separated by 5 years.
- To assess the writing quality of outpatient prescriptions during the same periods.

SETTING

Paediatric general hospital attached to a university hospital.

METHODS

Copies of prescriptions written by physicians were collected twice from community pharmacies in the region of the HEL for a two-month period in 2005 and 2010. They were analysed according to standard criteria regarding both formal and pharmaceutical aspects [1, 2].

Drug prescriptions were classified as:

- a) complete** when all criteria for safety were fulfilled,
- b) ambiguous** when there was a danger of a dispensing error because of one or more criteria missing, or
- c) containing an error.**

Comparisons between frequencies were achieved using the Fisher's exact test.

RESULTS

Table 1 : Analysed prescriptions

	2005	2010
Prescriptions, n	651	693
Outpatient clinics, n (%)	597 (91.7)	633 (91.3)
Hospitalisation, n (%)	54 (8.3)	60 (8.6)
Lines of drug prescriptions, n	1570	1462
Detailed drug prescriptions, n (%)	1370 (87.3)	1242 (85.0)
Prescriptions with just the drug name, n (%)	200 (12.7)	220 (15.0)
Drugs, mean ± SD	2.4 ± 1.2	2.1 ± 1.1
Generic drugs or generic names, n (%)	324 (20.6)	369 (25.2)
Patients' age, mean ± SD	5.4 ± 4.5	6.1 ± 4.7

Table 2 : The 15 most prescribed drugs

Rank	2005		2010	
	Drugs	n (%)	Drugs	n (%)
1	Paracetamol (acetaminophen)	370 (23.6)	Paracetamol (acetaminophen)	333 (22.8)
2	Ibuprofen	246 (15.7)	Ibuprofen	317 (21.7)
3	Sodium chloride	168 (10.7)	Sodium chloride	130 (8.9)
4	Chlorhexidine - oxybuprocaine	70 (4.5)	Amoxicillin	99 (6.8)
5	Amoxicillin	63 (4.0)	Oral rehydration solution	53 (3.6)
6	Oxymetazoline - guaifenesin - sodium benzoate	46 (2.9)	Oxymetazoline	49 (3.4)
7	Amoxicillin - clavulanic acid	37 (2.4)	Salbutamol (albuterol)	42 (2.9)
8	Salbutamol (albuterol)	36 (2.3)	Amoxicillin - clavulanic acid	26 (1.8)
9	Mefenamic acid	34 (2.2)	Dimethindene	23 (1.6)
10	Xylometazoline	33 (2.1)	Phenoxymethylpenicillin	23 (1.6)
11	Codeine - phenyltoloxamine	33 (2.1)	Chamomile extract	18 (1.2)
12	Phenylephrine (nasal)	30 (1.9)	Polymyxin B - Neomycin	17 (1.2)
13	Oxymetazoline	28 (1.8)	Mefenamic acid	17 (1.2)
14	Xylometazoline - carbocisteine	24 (1.5)	Xylometazoline	15 (1.0)
15	Phenoxymethylpenicillin	23 (1.5)	Dexpanthenol	13 (0.9)
Total	1241 (79.0)	1175 (80.4)		

Fig. 1 : Formal criteria regarding the prescribers

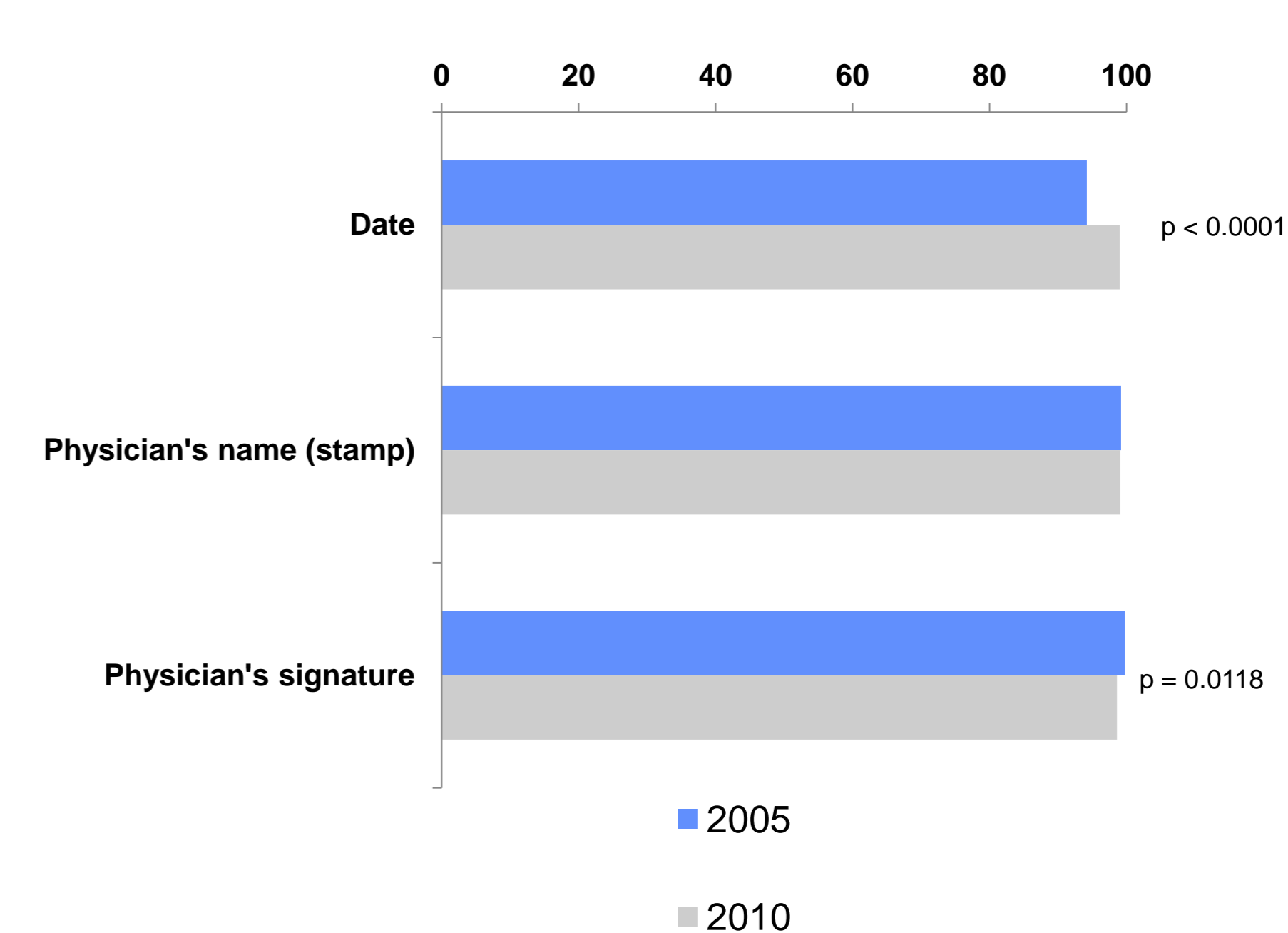


Fig. 2 : Formal criteria regarding the patients

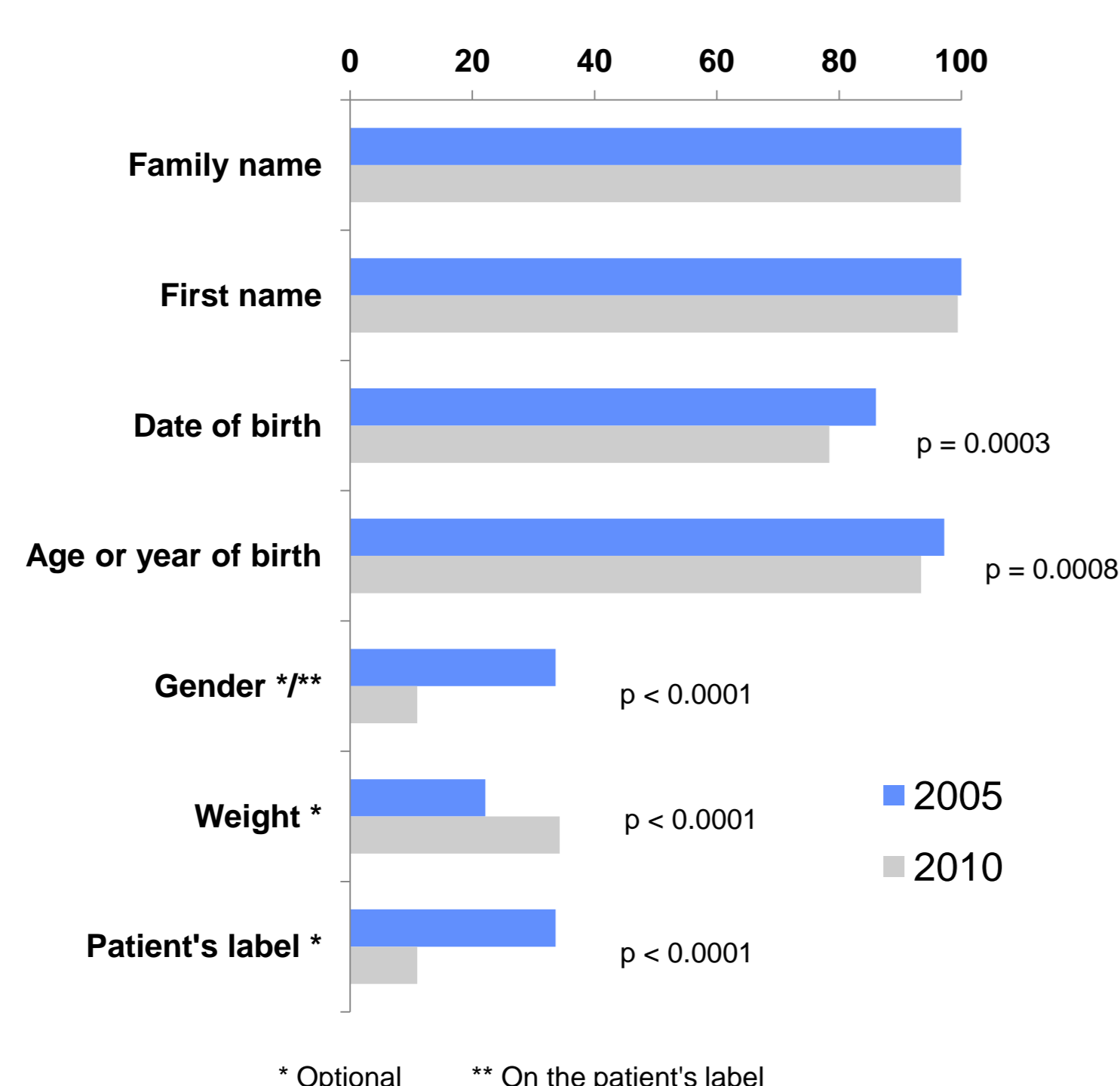


Fig. 3 : Formal criteria regarding the drugs

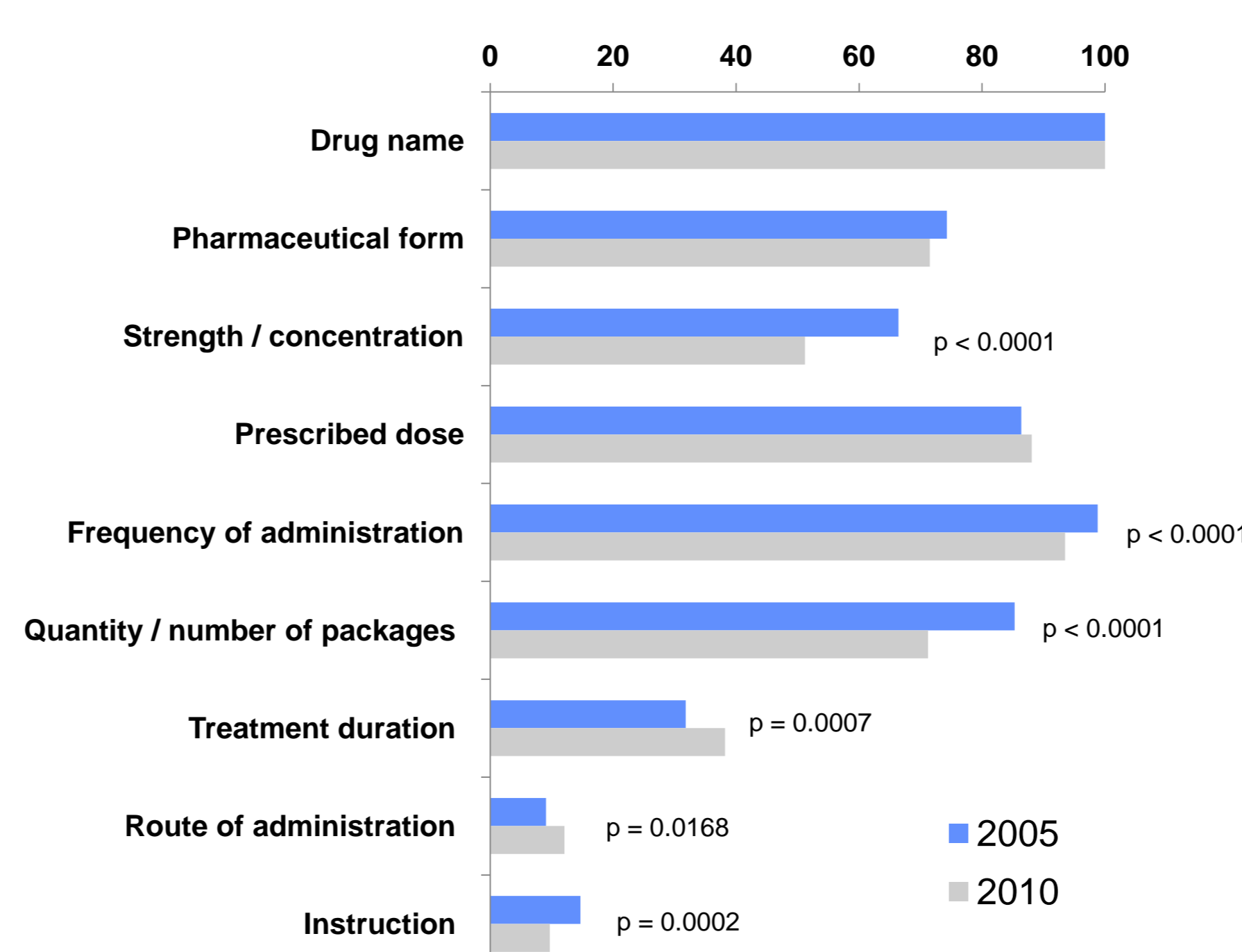


Table 3 : Prescribing problems and errors

Criteria	2005	2010	p
	n (%)	n (%)	
Patient's name readable with difficulty or unreadable ¹	65 (10.0)	74 (10.7)	0.72
Drug prescription readable with difficulty ²	51 (3.2)	78 (5.3)	0.0051
Incomplete drug prescription ³	664 (48.5)	797 (64.2)	< 0.0001
Ambiguous drug prescription ³	155 (11.3)	193 (15.5)	0.0018
Drug prescriptions containing an error, ²	47 (3.0)	108 (7.4)	< 0.0001
Illegible drug name	0	1	
Drug out of the market	4	21	
Wrong name	0	25	
Wrong pharmaceutical form	9	9	
Wrong strength / concentration	15	13	
Wrong dose or frequency of administration	7	14	
Wrong quantity / nb of packages ⁴	12	25	

¹ n = 651 (2005) and 693 (2010)
² n = 1570 (2005) and 1462 (2010)
³ n = 1370 (2005) and 1242 (2010)
⁴ Treatment duration: present on the prescriptions

CONCLUSION

- This study showed that physicians' prescriptions comprised numerous omissions and errors with minimal potential for harm.
- No improvement was noticed during the 2 study periods. On the contrary, more errors were detected in 2010, mainly because of drugs out of the market and wrong drug names.
- Eighty percent of the lines of prescriptions had one (or more) of the 15 most frequently prescribed drugs.
- A higher proportion of drugs were prescribed as generic names or generics in 2010 (25.2% vs 20.6% in 2005).
- Computerized prescription coupled with advanced decision support is eagerly awaited.

REFERENCES

- [1] Rosenfeld T et al. Réglementation et contrôle à l'échelle fédérale des produits thérapeutiques. In: Bases de la thérapeutique médicamenteuse. Basel: Documed. 2005; 306-313.
 [2] Taxonomy of Medication errors [homepage on the Internet]. National Coordinating Council for Medication Error Reporting and Prevention (NCC-MERP); 1998-2011.

ACKNOWLEDGEMENTS The authors wish to thank S.Guibet for the 2005 study and all the physicians of the HEL.

CONFLICT OF INTEREST Nothing to disclose.

E-MAIL Ermindo.Di-Paolo@chuv.ch