

## Genetic differentiation for size at first reproduction through male versus female functions in the widespread Mediterranean tree *Pinus pinaster*

L. Santos-del-Blanco<sup>1,2,\*</sup>, J. Climent<sup>1,2</sup>, S. C. González-Martínez<sup>1,2</sup> and J. R. Pannell<sup>3</sup>

<sup>1</sup>INIA-CIFOR, Ctra A Coruña km 7.5, E-28040, Madrid, Spain, <sup>2</sup>Sustainable Forest Management Research Institute, University of Valladolid, Avda. Madrid 44, E-34071, Palencia, Spain and <sup>3</sup>Department of Ecology and Evolution, Biophore Building, University of Lausanne, CH-1015, Lausanne, Switzerland

\* For correspondence. E-mail [santos.luis@inia.es](mailto:santos.luis@inia.es)

Received: 5 March 2012 Returned for revision: 24 April 2012 Accepted: 17 July 2012 Published electronically: 21 September 2012

- **Background and Aims** The study of local adaptation in plant reproductive traits has received substantial attention in short-lived species, but studies conducted on forest trees are scarce. This lack of research on long-lived species represents an important gap in our knowledge, because inferences about selection on the reproduction and life history of short-lived species cannot necessarily be extrapolated to trees. This study considers whether the size for first reproduction is locally adapted across a broad geographical range of the Mediterranean conifer species *Pinus pinaster*. In particular, the study investigates whether this monoecious species varies genetically among populations in terms of whether individuals start to reproduce through their male function, their female function or both sexual functions simultaneously. Whether differences among populations could be attributed to local adaptation across a climatic gradient is then considered.
- **Methods** Male and female reproduction and growth were measured during early stages of sexual maturity of a *P. pinaster* common garden comprising 23 populations sampled across the species range. Generalized linear mixed models were used to assess genetic variability of early reproductive life-history traits. Environmental correlations with reproductive life-history traits were tested after controlling for neutral genetic structure provided by 12 nuclear simple sequence repeat markers.
- **Key Results** Trees tended to reproduce first through their male function, at a size (height) that varied little among source populations. The transition to female reproduction was slower, showed higher levels of variability and was negatively correlated with vegetative growth traits. Several female reproductive traits were correlated with a gradient of growth conditions, even after accounting for neutral genetic structure, with populations from more unfavourable sites tending to commence female reproduction at a lower individual size.
- **Conclusions** The study represents the first report of genetic variability among populations for differences in the threshold size for first reproduction between male and female sexual functions in a tree species. The relatively uniform size at which individuals begin reproducing through their male function probably represents the fact that pollen dispersal is also relatively invariant among sites. However, the genetic variability in the timing of female reproduction probably reflects environment-dependent costs of cone production. The results also suggest that early sex allocation in this species might evolve under constraints that do not apply to other conifers.

**Key words:** *Pinus pinaster*, conifers, sex-dependent threshold size for first reproduction, size-dependent sex allocation, clinal variation, neutral genetic structure.

### INTRODUCTION

It is widely appreciated that plants are enormously variable in key life-history traits such as seed number, germination rate, growth rates and time to flowering. To the extent that life-history variation has an additive genetic component, these observations are puzzling, because natural selection is expected to deplete genetic variation for traits that affect individual fitness (reviewed by Barton and Keightley, 2002). Much of the variation in life-history traits within populations is attributable to phenotypic plasticity (Sultan, 2000), but it is also well established that plant populations contain large amounts of additive genetic variation for life-history traits, including seed size and number (Mazer, 1987), plant relative growth rate (Sánchez-Gómez *et al.*, 2010), time to flowering (Montague *et al.*, 2008), and flower size and number (Worley and Barrett, 2000). Understanding the nature and

maintenance of this variation remains an important challenge for plant evolutionary biologists. One idea is that life-history variation is rendered effectively neutral as a result of antagonistic pleiotropy, i.e. fitness trade-offs between different life-history traits (Walsh and Blows, 2009), or by fluctuating selection from among generations (Bonser and Aarssen, 2009; Childs *et al.*, 2010). Another idea is that much of the variation we observe is maintained in a balance between purifying selection, which depletes it, and its replenishment by mutation or immigration (Barton and Keightley, 2002).

The importance of immigration as a process that introduces new genetic variation for life-history traits into a population will ultimately depend on the maintenance of this variation among populations by adaptive responses to natural selection locally, i.e. on the adaptive divergence among populations for the life-history traits concerned. Measuring population genetic divergence for life-history traits is thus an important

task, yet discriminating between variation due to phenotypic plasticity and that due to genetic divergence requires the measurement of traits expressed by individuals from different populations under comparable environmental conditions (i.e. tested in common gardens or reciprocal transplant experiments). In standard common-garden experiments, genotypes sampled from a range of different populations are grown together in a common environment. Unlike reciprocal transplant experiments, common gardens are unable to test the hypothesis of local adaptation for all populations, but they allow an assessment of genetic divergence among more populations that could be accommodated in fully reciprocal transplant experiments. Common garden experiments thus offer a promising avenue towards understanding the maintenance of life-history variation in geographically widespread species.

The age and/or size of first reproduction, i.e. the onset of reproduction, and the number of offspring produced represent particularly important life-history traits. Slight changes in size at maturity and fecundity can have dramatic effects on lifetime reproductive output in perennial species, because early reproduction can be costly in terms of future reproductive potential (Kozłowski, 1992; Roff, 2000). Theory predicts that selection will cause plants with a large life expectancy and a strongly positive relationship between size and fecundity to delay their onset of flowering (Roff, 1992). It is widely accepted that plants tend to use size rather than age as a developmental cue for reproduction (de Jong and Klinkhamer, 2005; but see Metcalf *et al.*, 2003). However, size and age are clearly linked, not least because the age schedule of survival and the disturbance regime, which affects life expectancy, can have an important impact on size at reproduction (Klinkhamer and de Jong, 1987; Burd *et al.*, 2006; Weiner *et al.*, 2009).

Plant size at first reproduction has received relatively little attention in long-lived polycarpic trees (Thomas, 1996; Dodd and Silvertown, 2000; Niklas and Enquist, 2003; Wright *et al.*, 2005), although it is well studied in monocarps (Wesselingh *et al.*, 1997; Rees *et al.*, 1999; Callahan and Pigliucci, 2002; Kuss *et al.*, 2008; Kagaya *et al.*, 2009) and perennial herbs (Méndez and Karlsson, 2004; Brys *et al.*, 2011). These studies have not only documented substantial variability in size at first reproduction among populations, but they have also shown high within-population variability. Moreover, they confirmed theoretical predictions on the role of environmental effects that act through changes in disturbance regimes and growth conditions (see Méndez and Karlsson, 2004).

Although it may sometimes be useful to refer to size at first reproduction as a single trait, individuals in sexual populations transmit their genes through both male and female functions, and the size threshold for each may differ. Thus, in the case of dioecious species, males often begin flowering earlier than females (Delph, 1999). Similarly, in monoecious or hermaphroditic species, male function often precedes female function (Freeman *et al.*, 1981). In some species, this decoupling of male and female functions in relation to size, i.e. a sex-dependent threshold size for first reproduction (TSFR), can result in the presence of individuals functioning as pure males, as females or as hermaphrodites expressing both sexes simultaneously during their early stages of sexual

maturity (de Jong and Klinkhamer, 2005; Zhang, 2006). In the extreme, populations can express sequential hermaphroditism, as in the classical example of the jack-in-the-pulpit, where plants are male when small and either female or hermaphroditic one to several reproductive seasons later (Kinoshita, 1987). Such transitions in the functional gender of individuals as they grow have been interpreted in terms of adaptive responses to natural selection when the fitness gains through male and female functions depend on size (Cadet *et al.*, 2004; de Jong and Klinkhamer, 2005; Zhang, 2006).

Size effects on fitness expectations through male vs. female functions can be direct or indirect (Klinkhamer *et al.*, 1997). In wind-pollinated species, pollen dispersal may be enhanced directly by growth in height, so that tall individuals preferentially express their male function (Pickup and Barrett, 2012). In animal-pollinated species, this ‘direct effect’ of height on male fitness is less likely. Here, larger plants are more likely to enhance their female function if the female fitness gain curve flattens off less quickly with investment than the male curve, as seems likely; these are the so-called ‘budget effects’ of size on sex allocation (Klinkhamer *et al.*, 1997). Because a plant’s resource base, and therefore its growth rate and ultimate size, will inevitably depend on habitat quality, we might then expect selection through these indirect budget effects to vary among populations of a species exposed to environments that differ across the species’ geographical range. For example, the relative costs of male versus female functions may be different under different environments, such that female function may be borne optimally by large individuals in some, but not all, populations (see Klinkhamer *et al.*, 1997). If so, differences in sex-specific TSFR may evolve in accordance with the differing trade-offs between reproduction through each sexual function and growth. Such geographical variation in this important life-history trait would allow a more subtle understanding of the action of natural selection on sex allocation that is possible through broader comparisons among species, for example with different pollination modes. There has, however, been very little research on among-population variation in TSFR through male versus female functions (hereafter male or female TSFR) despite the abundant recent literature dealing with sex allocation in plants.

Forest trees offer a valuable opportunity to test hypotheses concerning variation in size-dependent sex expression and sex allocation (SDS). Not only do they often have large distribution ranges (Petit and Hampe, 2006), but the several-fold differences in size between small and large plants within populations has probably favoured the selection of SDS patterns (Burd and Allen, 1988). For instance, variability in the gender of monoecious individuals in conifers does seem to be associated with variability in size related to environmental stress (Cobb *et al.*, 2002; Kang, 2007). Interestingly, this is in some ways similar to the well-established observation of an increased tendency towards dioecy with environmental stress in species that vary in the degree to which their sexes are separate (Ashman, 2006; and see Discussion).

In this study, we use a large common garden to assess patterns of genetic variation in early reproductive life-history traits among populations of the widespread Mediterranean species *Pinus pinaster* (maritime pine). *P. pinaster* is a

monoecious, wind-pollinated, wind-dispersed conifer with a remarkably wide ecological niche (Tapias *et al.*, 2004). Previous work, based on data from common-garden experiments, has described among-population variation in size at reproduction for this species (Santos-del-Blanco *et al.*, 2010). Here, we investigate whether *P. pinaster* shows differences in the threshold size at first reproduction through male versus female function among populations from a broad geographical range across a strong climatic gradient, from Atlantic (i.e. mild winters, high annual precipitation and low altitude) to dry continental environments. We sought evidence for a genetic trade-off between allocation to growth and early reproduction, and we tested the prediction that the median threshold size at first reproduction through each of the two sexual functions should correlate with the environment of the source populations. Finally, by comparing the among-population genetic structure in terms of life-history traits with that displayed by neutral genetic markers, we tested the hypothesis that observed clinal variation in the former has resulted from responses to natural selection as opposed to drift or historical effects (Alleaume-Benharira *et al.*, 2006; Grivet *et al.*, 2011).

## MATERIALS AND METHODS

### *Common garden*

We established our common garden at Parderrubias, Ourense Province, north-west Spain (Fig. 1A). This common garden belongs to a broader series of experiments aimed at describing variability in adaptive traits in *Pinus pinaster*, and was chosen for the present study as it was placed in a transitional area from Atlantic to Mediterranean climate, as indicated by Gower's distance (Fig. 1B). The common garden comprised 194 open-pollinated families from a total of 23 natural populations distributed over the greater part of the species' natural range, including Atlantic Iberian Peninsula and France, Mediterranean Spain, Corsica and Morocco (Fig. 1, Supplementary Data Table S1). Two additional non-natural populations present in the common garden were excluded from the present study.

Half-sib families in natural populations were sampled from trees that were spaced at least 100 m apart. In total, 2767 2-year-old seedlings were established from seed following standard nursery procedures, and were planted in the common garden in 2005 in a resolvable alpha design, with four replicates of 71 incomplete blocks and four contiguous plants from the same family per block. This design was originally chosen because it allows efficient control of spatial heterogeneity, which is a common problem in large common gardens of forest trees. Additional seedlings from a local provenance were used as a border as well as to fill in the gaps of missing plants. Individuals were planted at a spacing of 2 m × 3 m. The soil in the common garden was a humic cambisol. Despite generally uniform climatic conditions across the common garden, there was inevitably small-scale environmental heterogeneity due to a soil depth gradient, and this was probably responsible for some of the (random) variation in plant size. Of the 2767 trees initially planted, 2240 were still alive when we last measured them in 2010.

### *Measurement of traits and environmental variables*

We measured reproductive and growth-related traits in 2007, 2009 and 2010, a period that covered the transition from a point where most individuals were still vegetative to one when most had become reproductive. We also calculated a number of derived size-dependent fitness components (Méndez and Karlsson, 2004), as set out in Table 1. Correlation among size-dependent fitness components was tested using Pearson's correlation coefficient. Population means of size-dependent fitness components were also included in association tests with environmental data (see below). Following previous research (Climent *et al.*, 2008; Grivet *et al.*, 2011), three spatial and six climatic variables were considered (Table 1). Climatic data for Iberian populations were obtained from a functional phytoclimatic model based on raw data from meteorological stations (Gonzalo-Jiménez, 2010). Climatic data for non-Iberian populations were obtained from WorldClim-Global Climate Data at 5' resolution (Hijmans *et al.*, 2005).

### *Molecular analysis*

Needles from between six and 30 individuals per population (mean = 16) were collected and dried in silica gel for subsequent DNA extraction. Twelve nuclear microsatellites (simple sequence repeats, SSRs) were genotyped: ITPH4516 (Malette *et al.*, 2001); RPtest1, ctg275, ctg4363, NZPR1078 and NZPR544 (Chagné *et al.*, 2004); A6F03 (Guevara *et al.*, 2005); pEST2669 (Steinitz *et al.*, 2011); and gPp14, epi3, epi5 and epi6 (F. Sebastiani and G. G. Vendramin, Istituto di Genetica Vegetale, CNR, Florence, pers. comm., June 2011; Supplementary Data Table S2). Forward primers were 5' end-labelled with fluorochromes (HEX, FAM, VIC or PET) and amplified using the Qiagen Multiplex PCR Kit (Qiagen, Venlo, the Netherlands) following the manufacturer's instructions. Amplified allele fragments were separated using an ABI 3730 genetic analyser (Applied Biosystems, Carlsbad, CA, USA) and fragment sizes were determined with reference to the GeneScan™ –500 LIZ® Size Standard (Applied Biosystems) using GeneMapper software version 4.0 (Applied Biosystems).

### *Data analysis*

*Genetic variation among populations for flowering probability.* Based on the common-garden data, individual male and female reproductive status was coded as a binary variable at each sampling time for each individual (4, 6 and 7 years old). Given the 2-year developmental cycle of female strobili, female reproduction was recorded as present for any tree bearing 1st- or 2nd-year female cones.

The probability of reproduction was modelled by a generalized linear mixed model (GLMM) with a binomial family distribution and logit link function fitted by Laplace approximation, as implemented by the lme4 package (Bates *et al.*, 2011) on the R platform (R Development Core Team, 2012). Total height (i.e. size), provenance and their interaction were used as fixed terms, and family was included as a random factor. Block structure was not included in these models, as preliminary analyses showed no influence of spatial heterogeneity

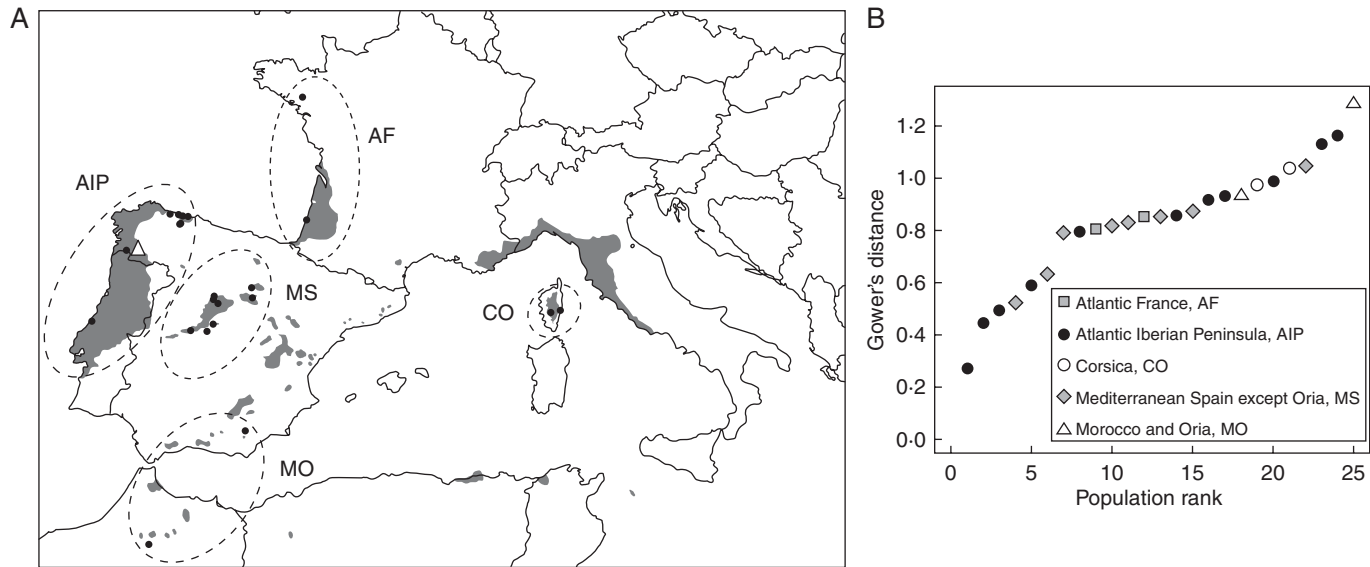


FIG. 1. Distribution map of *Pinus pinaster* source populations (circles) and common garden (triangle). Shaded areas indicate the species' natural distribution range; see key in (B) for population abbreviations. (B) Gower's (absolute) environmental distance between each population to the common garden location. Values closer to 0 indicate greater similarity between the population of origin and the common garden site with respect to the environmental variables used for the calculation of the distance. Symbols represent genetic groups, as indicated in the key.

on the allometry of reproduction (i.e. the block effect or spatial auto-correlation disappeared when tree size variation was included in the models). This first model was used to test the existence of genetic variation among populations for the relationship between size (estimated by height) and reproduction, both by using a likelihood ratio test (LRT) for models with and without the interaction term, and in terms of overall Akaike information criterion.

Ontogenetic and climatic effects on reproduction were necessarily confounded in our experiment, as all trees were the same age. Because we did not include age/year information in the model, our results should thus be interpreted as reflecting the overall behaviour of trees during their transition to maturity, but also to some extent influenced by among-year climatic variation.

We fitted a GLMM for both male and female reproduction using Markov chain Monte Carlo (MCMC) methods, with uninformative priors and fixing residual variance at 1 (MCMCglmm R package; Hadfield, 2011). This approach was preferred over restricted maximum-likelihood methods (Hadfield, 2010), which did not achieve satisfactory convergence for some populations when random effects were included, and also because MCMC methods allowed a more accurate estimation of errors in estimates of the median threshold size for reproduction. The Markov chain was run for 5500 000 iterations, sampling each 5000 after a burn-in period of 500 000 iterations. These settings proved suitable, as successive values of the chain were uncorrelated. Convergence of the chain was also checked graphically. From these models, posterior mode values for the parameters  $\mu$  (intercept) and  $\alpha$  (slope associated with height) were extracted as size-dependent fitness components commonly used in these studies (Méndez and Karlsson, 2004; Brys et al., 2011).

*Age-dependent size distribution of reproductive stages.* We classified each individual tree as female, male, cosexual or juvenile depending on the sex expressed for its first reproductive event; juveniles were those individuals that had still not started reproducing in 2010. We also recorded the height of individuals at which the first reproductive event took place. We tested whether plant size for each class of reproductive status differed significantly overall and among populations by using the mixed model  $H_{ijk} = \mu + R_i * P_j + F_k + e_{ijk}$ , where  $H$  was plant height,  $\mu$  was the general mean,  $R$  was the reproductive class (female, male, cosexual or juvenile),  $P$  was the population (fixed factor),  $F$  was the family (random factor) and  $e$  was the random error term. The GLMM was implemented in R. Finally, we recorded the changes in sex choice for all individuals across the last two years (Fig. 2).

*Genetic population structure and environmental correlations.* Maritime pine is characterized by strong population genetic structure at the range-wide scale (e.g. Bucci et al., 2007). When testing for environmental correlations at wide spatial scales, geographical genetic structure in maritime pine results in large numbers of false positives (estimated at approx. 84% by Grivet et al., 2011). Thus, here we used linear models to test for genetic associations between early reproductive life-history traits and environmental data that controlled for neutral population structure (i.e. associations between plant traits and environmental data that could be due to demographical history) using molecular markers (nuclear SSRs) as covariates. Neutral population structure was assessed using the Bayesian clustering method implemented in STRUCTURE 2.2 (Pritchard et al., 2000). We ran an admixture model with correlated allele frequencies between clusters. Ten runs were performed for each number of clusters from  $K = 1$  to  $K = 10$ , with a burn-in length of 50 000 and a

TABLE 1. Common garden measured traits, derived size-dependent fitness components and native location environmental data of *Pinus pinaster* trees

Variable	Description
Measured traits	
H	Height (cm)
F. Rep	Female reproduction
M. Rep	Male reproduction
Derived size-dependent fitness components	
$\mu$	Intercept of reproduction-size logistic regression at the population level
$\alpha$	Slope of reproduction-size logistic regression at the population level
TSFR	Median threshold size for first reproduction (cm)
SRI	Smallest reproductive individual (cm)
LVI	Largest vegetative individual (cm)
RAN	Range between LVI and SRI
%VEG	Percentage of vegetative trees (cm)
%REP	Percentage of reproductive trees (cm)
Environmental data	
Alt	Altitude (m)
Long	Longitude (m)
Lat	Latitude (m)
AMT	Annual mean temperature (°C)
MTWM	Mean temperature of the warmest month (°C)
MTCM	Mean temperature of the coldest month (°C)
CI	Continental index (°C)
AP	Annual precipitation (mm)
PDM	Precipitation during the warmest quarter (mm)

run length of 500 000 iterations. The optimal number of population clusters,  $K$ , was calculated following Evanno *et al.* (2005) and the guidelines provided by STRUCTURE developers in the manual. Population means for individual assignment probability (Fig. 3) to each of the  $K$  clusters (i.e. the  $Q$  matrix, Yu *et al.*, 2006) were used to control for neutral population structure in environmental associations (see similar approaches in Eckert *et al.*, 2010; Grivet *et al.*, 2011). Additionally, to allow a more synthetic interpretation, we carried out a principal component analysis (PCA) with *varimax* rotation to reduce the number of environmental variables. To decide the number of principal components to retain, we ran a parallel analysis with 1000 iterations (Hayton *et al.*, 2004) and selected only those principal components with eigenvalues for observed data larger than those obtained in simulations. The analysis was implemented by the *psych* package (Revelle, 2011) on the R platform (R Development Core Team, 2012). PCA loadings of retained components were used in correlation analysis with plant traits. Finally, we used a likelihood ratio test to compare a model including only neutral population genetic structure with one including both neutral population genetic structure and PCA loadings or single environmental variables to explain phenotypic differences among populations.

## RESULTS

### *Phenotypic variation in early sex expression*

Trees began to reproduce sexually from 5 years of age, i.e. in 2008, and most were reproductive by year 7 (in 2010). The majority of these early individuals expressed only their male

function, with similar lower numbers expressing either only female or both sexual functions (Table 2). In 2009, about half of the plants were juvenile, some remained juvenile in 2010, many began to express their male function and a minority expressed their female function, either purely or together with their male function. Individuals bearing only female or male cones in 2009 tended to produce only male cones or both male and female cones in 2010, so that individuals producing only female cones over two consecutive years were rare. Finally, all trees with female and male cones in 2009 continued producing male cones, but some abandoned their female function (Fig. 2).

Overall, juveniles were the smallest class of individual ( $206.0 \pm 23.9$  cm), followed by individuals expressing their female function ( $233.2 \pm 23.6$  cm), then those expressing their male function ( $321.1 \pm 23.3$  cm) and finally those expressing both functions ( $372.9 \pm 25.2$  cm). However, this association between gender expression and plant size also depended significantly on the population of origin (population  $\times$  gender interaction,  $P < 0.0001$ ).

### *Associations between reproduction and size*

Median TSFR varied significantly among populations for both male ( $P < 0.0001$ ) and female functions ( $P < 0.0001$ ). At the population level, the size effect was highly significant for all populations except the Pineta population (Corsica), which was dropped in subsequent analyses. Across all other populations, intercepts were similar for male and female logistic regressions, while slopes were approximately double for male compared with female reproduction, reflecting the faster transition from juvenile to male reproductive stage.

Median male TSFR was relatively uniform among populations and lower than female TSFR, which varied substantially among populations (Fig. 4).

Average height of the largest vegetative individual (LVI) was sensibly larger for plants considering female function, whereas heights were only slightly smaller for female function compared with male function regarding the smallest reproductive individual (SRI). Accordingly, size ranges were larger for female function (Table 3). Size-dependent fitness components at the population level are given in Supplementary Data Tables S3 and S4.

#### Correlations and trade-offs between size-dependent fitness components

There was low variability for male function, and correlations between early male reproductive traits with other traits were non-significant (data not shown). In contrast, significant correlations were found between female fitness components, height

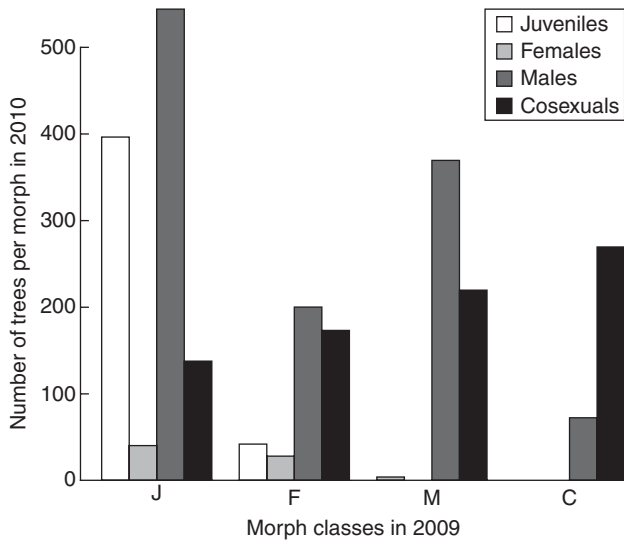


FIG. 2. Transitions between reproductive developmental stages across *Pinus pinaster* populations grown in a common garden in north-west Spain. The x-axis represents morph classes at age 6, and within each class bars represent the number of individuals behaving as juveniles (J), females (F), males (M) or cosexuals (C) at age 7.

and the percentage of individuals reaching sexual maturity through female function (Table 4). Height was positively correlated with female TSFR (i.e. delayed female reproduction) and negatively correlated with the number of individuals that became reproductive through female function, thus indicating an overall negative correlation between growth in height and female function at the population level.

#### Environmental correlations

Parallel analysis associated with PCA for environmental traits revealed that only one principal component (PC1),

TABLE 2. Percentages of *Pinus pinaster* trees remaining non-reproductive (J), or having reached sexual maturity as females (F), males (M) or cosexuals (C) until year 7

Population	GG	% J	% F	% M	% C	n
Mimi	AF	15	13	43	30	96
Pleu	AF	12	36	20	31	108
Alto	AIP	9	12	68	11	65
Arma	AIP	14	8	58	20	71
Cada	AIP	14	3	76	7	87
Cast	AIP	15	15	50	20	74
Lamu	AIP	15	12	55	18	67
Leir	AIP	15	12	61	12	132
Puer	AIP	16	3	66	15	61
Sanc	AIP	10	31	33	26	39
Segu	AIP	7	13	55	24	165
Sier	AIP	11	7	72	11	46
Pine	CO	59	11	30	0	27
Pini	CO	11	6	70	13	54
Oria	MO	20	27	40	13	143
Tamr	MO	43	32	20	5	125
Aren	MS	12	16	48	24	126
Bayu	MS	20	35	31	13	143
Carb	MS	15	35	27	23	48
Ceni	MS	5	16	47	31	55
Coca	MS	32	25	41	1	68
Cuel	MS	14	44	30	12	153
Rodo	MS	17	16	46	21	76
SanL	MS	18	22	40	20	137
Vald	MS	14	18	54	15	74
Average or total		16	19	48	17	2240

N, number of trees per population. GG, genetic group; see Fig. 1 for GG codes and Supplementary Data Table S1 for population codes.

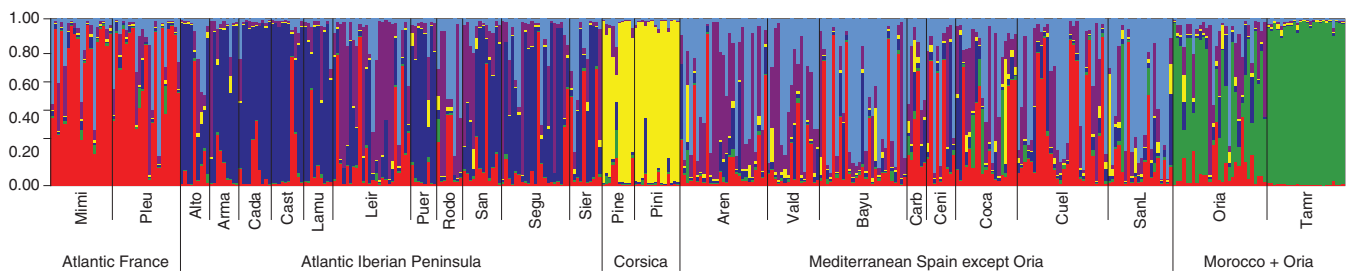


FIG. 3. Barplot of individual assignment probability to each of the optimal  $K = 6$  clusters representing five geographical genetic groups in *Pinus pinaster* as produced by STRUCTURE 2.2 software. Each individual is represented as a line segment which is vertically partitioned into  $K$ -coloured components, representing the individual's estimated proportions of ancestry in the  $K$  clusters. Population abbreviations are given in Supplementary Data Table S1.

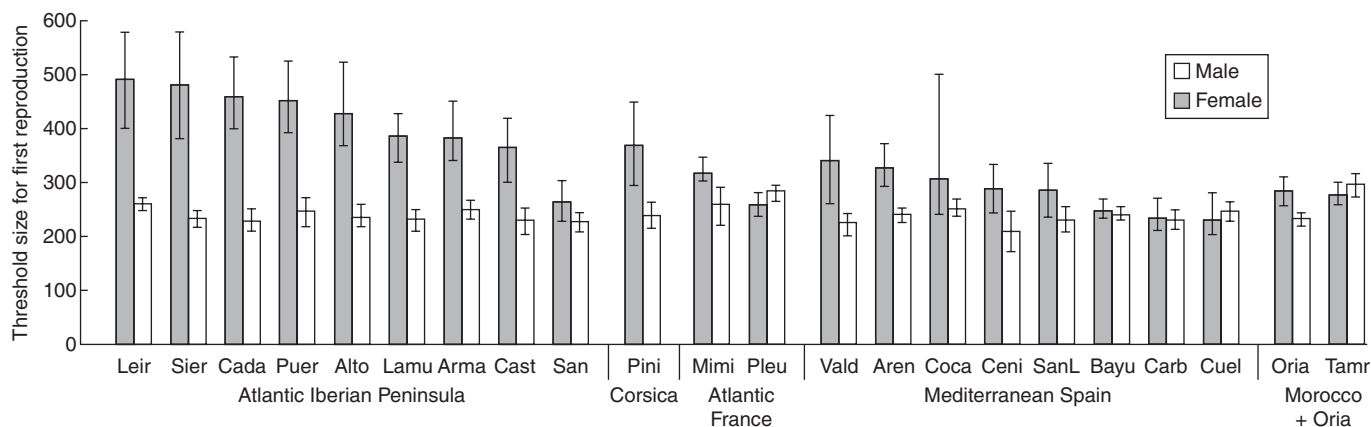


FIG. 4. Median threshold size for first reproduction through male and female functions (as indicated) in *Pinus pinaster* populations grown in the common garden in north-west Spain. Bars represent the posterior mode of Bayesian estimates, with lower and upper 95 % credible intervals. Population abbreviations are given in Supplementary Data Table S1.

explaining 64 % of the variance, should be retained. Overall, this principal component reflected favourable growth conditions. This factor was positively related to longitude, mean temperature of the coldest month (MTCM), precipitation during the warmest quarter (PDM) and annual precipitation (AP), and negatively to altitude, mean temperature of the warmest month (MTWM) and continentality index (CI). Latitude and annual mean temperature (AMT) had loadings below 0.7.

Male TSFR was not correlated with PC1 or any single spatial or climatic variable (Table 5 and Supplementary Data Table S5), but we found significant positive associations between PC1 and female TSFR, height and the percentage of individuals expressing their male function, and negative associations between PC1 and the percentage of individuals expressing their female function. Among single climatic parameters, models for MTCM and CI showed the highest significance levels (see Supplementary Data Table S5). Trees with larger female TSFR tended to come from sites with more favourable growing conditions, as those with milder winters and a reduced degree of continentality (Fig. 5).

Nuclear SSR summary information is provided in Supplementary Data Table S2. A STRUCTURE analysis using Bayesian clustering based on SSRs showed the existence of five clearly differentiated genetic groups in *P. pinaster* corresponding roughly to Atlantic France, Atlantic Iberian Peninsula, Corsica, Mediterranean Spain (except the Oria population in southern Spain) and Morocco plus Oria (Fig. 3 and Supplementary Data Table S6). Atlantic and Mediterranean Iberian populations displayed varying degrees of admixture, which has been suggested to be the result of historical gene flow among Mediterranean and Atlantic maritime pine glacial refugia (de Lucas *et al.*, 2009). Once neutral population genetic structure was integrated in the models, the overall correlations of early reproductive life-history traits with favourable growth conditions (as resumed in PC1) remained significant. However, several correlations for single environmental parameters became non-significant, including one for CI (see Supplementary Data Table S5). This indicated that either some true environmental associations were confounded

TABLE 3. Mean values for size-dependent fitness components for male and female reproduction, averaged across 22 natural *Pinus pinaster* populations; abbreviations are as defined in Table 1

	Male	Female
$\mu$	$-8.07 \pm 1.79$	$-5.75 \pm 0.90$
$\alpha$	$0.033 \pm 0.007$	$0.018 \pm 0.005$
TSFR	$241.7 \pm 19.7$	$339.1 \pm 81.9$
LVI	$322 \pm 50$	$393 \pm 39$
SRI	$113 \pm 17$	$105 \pm 22$
RAN	$209 \pm 52$	$254 \pm 100$
%VEG	$4.0 \pm 2.4$	$1.7 \pm 2.3$

with neutral genetic structure imposed by demographic history (and thus were not reliable), or that they were false-positives.

## DISCUSSION

Our results provide evidence for clear genetic differences in key life-history traits among populations of *P. pinaster* sampled across a wide environmental range. Because much of this genetic variation was associated with a strong environmental gradient among the sites we sampled, some of which remained significant after neutral genetic structure was accounted for, the observed life-history trait clines are likely to be the result of local adaptation rather than simply the outcome of divergence through drift or historical accident. This is among the first reports of reproductive life-history trait variation in a widespread forest species (Climent *et al.*, 2008; Santos-del-Blanco *et al.*, 2010) but also, as far as we know, the first report of adaptive genetic differentiation for both male and female threshold sizes for reproduction in a (monoecious) plant species.

The *P. pinaster* individuals in our study tended to start reproducing preferentially as males, and they tended to maintain their male function fairly constantly through time. Accordingly, male median TSFR was lower than female TSFR. This finding is somewhat surprising, given that most

TABLE 4. Among-population correlations for early female reproductive traits in *Pinus pinaster*; abbreviations are as defined in Table 1.

	f $\mu$	f $\alpha$	fTSFR	fLVI	fSRI	fRAN	%fVEG	%J	%F
H	-0.305	-0.360	0.691***	0.654***	0.744***	0.269	-0.363	-0.634**	-0.747***
f $\mu$		-0.523*	-0.148	-0.505*	-0.553**	-0.222	0.117	-0.036	0.315
f $\alpha$			-0.730***	-0.161	-0.094	-0.128	0.521*	0.152	0.517*
fTSFR				0.624**	0.544**	0.372	-0.694***	-0.231	-0.865***
fLVI					0.557**	0.815	-0.337	-0.149	-0.579**
fSRI						-0.026	-0.324	-0.420	-0.689***
fRAN							-0.180	0.113	-0.217
%fVEG								0.284	0.768***
%J									0.322

Significant at: \*\*\* $P < 0.001$ , \*\* $P < 0.01$ , \* $P < 0.05$ .

conifer species tend to start reproducing as females (Williams, 2009). In perennial plants and, most notably, in trees, the existence of threshold sizes for reproduction arises from the need to invest all available resources in a large vegetative body during early developmental stages to maximize further reproduction (reviewed by Thomas, 2011). The existence of greater female costs of reproduction has been related to a generally lower threshold size for male reproduction in dioecious and monoecious plants and to failures in setting fruit in species with perfect flowers (Iwasa, 1991; de Jong and Klinkhamer, 2005). This pattern, largely observed in woody angiosperms, differs from that typically observed in conifers, which display earlier expression of female function. *P. pinaster* would thus seem to have evolved a pattern of early reproduction and sex allocation more similar to woody angiosperms than other conifers.

Although the trend for early male reproduction in *P. pinaster* is interesting and unusual, the more striking pattern we observed is that male TSFR is much more canalized, both within and among populations, than female TSFR: individuals in our common garden started producing male cones at around 2.5 m in height, whereas female function commenced in individuals over a very wide range of heights (Fig. 4). Why should male TSFR be so uniform, and why should the female TSFR vary so widely?

An increase in maleness with size in wind-pollinated plants is a well-established prediction from SDS theory (de Jong and Klinkhamer, 2005), and forest trees have been identified as suitable organisms to test it (Cruden and Lyon, 1985). The prediction rests on the presumed advantage to plants that release their pollen from greater heights, regardless of the seed dispersal mode (Friedman and Barrett, 2009). However, in conical-shaped conifers, like many pine species, male cones are not located in the treetop but rather on lower secondary branches, and it is the female cones that are borne by upper vigorous branches. This segregation is more evident in adult trees (Shmida et al., 2000), but we have observed it also in our young maritime pine specimens. This architectural pattern has been proposed either as a strategy to avoid selfing, as male and female flowering are synchronous in this species (Miguel-Pérez et al., 2002), and/or as a consequence of the larger size of female cones which could only be borne on stronger upper vertical branches (Ne'eman et al., 2011). Either way, the hypothesis that increased height favours male

TABLE 5. Environmental associations of *Pinus pinaster* reproductive life-history traits (first column) with environmental variables represented by population scorings on first component of PCA analysis

Trait	Corrected		Uncorrected	
	Slope	$P$	Slope	$P$
fTSFR	109.10 $\pm$ 26.97	0.001	56.34 $\pm$ 13.30	0.000
mTSFR	8.36 $\pm$ 8.90	n.s.	-1.89 $\pm$ 4.39	n.s.
H	32.21 $\pm$ 11.80	0.016	24.30 $\pm$ 4.16	0.000
%M	15.28 $\pm$ 6.15	0.025	10.43 $\pm$ 2.97	0.002
%F	-12.34 $\pm$ 4.85	0.023	-7.74 $\pm$ 2.04	0.001

Corrected values indicate slopes, standard errors and  $P$ -values for the association after including neutral genetic structure corrections (i.e. likelihood ratio test between a full model and a reduced model with just neutral genetic structure); uncorrected values indicate association parameters without correcting for neutral genetic structure (i.e. just environmental data and traits data in the model). n.s., not significant.

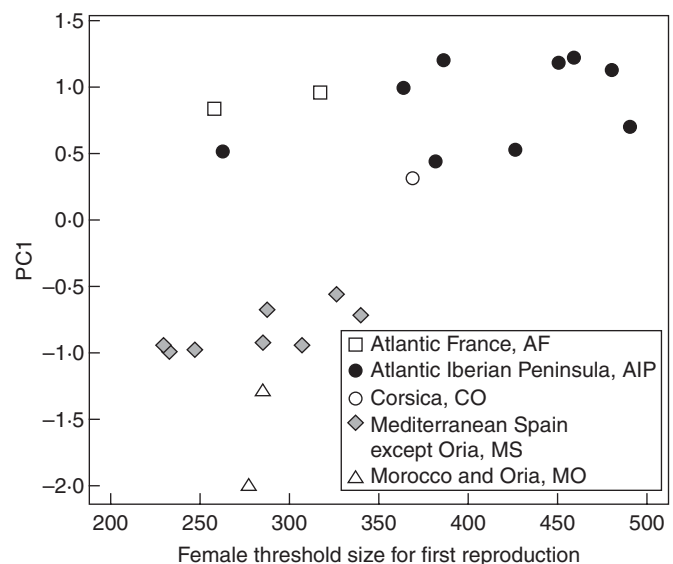


FIG. 5. Variation of *Pinus pinaster* median female threshold size for first reproduction along an environmental harshness gradient, as estimated by population scorings on PC1. Symbols represent genetic groups, as indicated in the key.



function would not offer a convincing explanation for size-dependent sex allocation in conifers (Fox, 1993). Moreover, the size advantage hypothesis only applies in the presence of clear differences in size among individuals within a population (Friedman and Barrett, 2009), which is not common in Mediterranean conifer forests. The established theory for size-dependent sex allocation thus would not seem to apply to conifers in a straightforward manner.

Given that the position of male and female cones is conserved across conical-shaped conifers and thus appears to be phylogenetically constrained, for whatever reason, a more plausible explanation for canalization of male TSFR is simply that pollen needs to be released above a threshold height to be lifted by horizontal winds and updrafts; if so, it would not be surprising if the same physical constraint applied to all individuals, irrespective of their provenance. The high value for the slope of the male flowering probability curve with size ( $\alpha = 0.033$ ) indicates low genetic variation for this trait and a common sharp threshold for male TSFR within and across populations. We therefore hypothesize that the low among-population variation in the threshold sizes for male reproduction found in our study points to the existence of similar male fitness gain curves and might be the result of rather uniform conditions for pollen release and transport across populations. To our knowledge, this possibility has not yet been considered in the SDS literature.

Female TSFR not only showed high variability within populations, but also clear evidence for high among-population differentiation; this variation, in turn, was significantly correlated with most early reproductive life-history traits (Table 4). For example, we found a positive correlation among populations between the average height of individuals and female TSFR, and a negative correlation between the average height in the population and the number of individuals first reproducing as females (as opposed to early males). These patterns emerge as negative correlations of population means for reproductive and growth traits measured in a common garden environment, so our results should be considered at the genetic, not phenotypic or physiological, level (Reznick, 1985; de Jong and Klinkhamer, 2005). Thus, the observed patterns probably reflect genetic trade-offs between growth and female reproduction that have been selected under different environments.

A particularly interesting finding is that much of the observed among-population variation was associated with climatic differences among sites. At least some of this variation might underlie possible differences in the intensity of within-stand competition (e.g. competition might be more important at more mesic sites; Grime, 1977; Grivet et al., 2011). Thus, in favourable (yet strongly competitive) environments, early investment in the more costly female function would increase the risk to individuals of being suppressed by their neighbours, so a delay of reproduction might be advantageous (Thomas, 2011). By contrast, in unfavourable (but less competitive) environments, selection would tend to favour stress tolerance at the expense of growth or competitive ability, so that a low female TSFR would be expected (Roff, 1992).

In accordance with this reasoning, we found lower female TSFR and a higher proportion of individuals first expressing their female function in populations from sites offering less

favourable conditions for growth, a pattern that remained significant after accounting for neutral genetic structure. It would thus seem plausible that, on the one hand, populations have become differentiated for female TSFR in response to selection under possible differences in the competitive environment and disturbance regime among sites, and, on the other hand, a canalized male TSFR has evolved under the possible site-independent physical constraints facing pollen dispersal in conifers.

The idea that selection will have caused populations of *P. pinaster* to diverge for reproductive traits across its range is largely in keeping with observed clinal variation in morphological traits for a number of widespread species (Davis et al., 2005); in some cases, this clinal variation has evolved over short time periods, for example flowering-time variation in *Verbascum thapsus* (Ansari and Daehler, 2010) and *Lythrum salicaria* (Montague et al., 2008; Colautti et al., 2010). Similarly, artificial selection experiments on size at reproduction in *Cynoglossum officinale* also elicited a fast and direct response (Wesselingh and de Jong, 1995), and the cultivation of *Eucalyptus* trees in India resulted in the rapid evolution of fecundity traits (Varghese et al., 2009). These studies argue for the existence of large genetic variation for size at reproduction, allowing fast among-population differentiation due to strong selection.

If the above explanation is able to account for among-population patterns in TSFR, how might we explain the differences in within-population variability in this important trait between male and female functions? A differential plastic response in female TSFR of populations grown out of their native habitat could account for variability registered in the common garden. This variability might not be present in native habitats, where a more uniform female TSFR could exist. However, we found no evidence of correlation between environmental distance and range of median threshold sizes in each population ( $t_{21} = 0.761$ ,  $P > 0.45$ ). Another possibility is that the greater variance in TSFR in female function within populations is attributable to the evolution of a bet-hedging strategy, either through stochastic or plastic expression of the same underlying genotypes, or through the frequency-dependent maintenance of genetic variation for TSFR under environmental stochasticity (Rees et al., 2004; Metcalf et al., 2008; Weiner et al., 2009; Childs et al., 2010). The role of environmental stochasticity on reproductive strategies has been described mainly for monocarps, which can suffer high rates of mortality before reaching maturity. Woody species usually have more stable demographic patterns than monocarps, probably buffered by ongoing trade-offs between investment in reproduction and growth or maintenance. Nevertheless, Mediterranean pine species suffer unpredictable fire return intervals as well as episodic droughts, both of which are likely to play a major role in reproductive strategies (Pausas et al., 2008). A bet-hedging strategy in a long-lived woody species prone to environmental stochasticity might be expected to evolve for the more expensive reproduction function, i.e. for cone production, as observed. Interestingly, previous studies on *Pinus* spp. report lower heritabilities for male compared with female cone production, for example in *P. pinaster* (Merlo and Fernández López, 2004) and *P. sylvestris* (Savolainen et al., 1993), suggesting that a similar explanation

might apply to several species evolving under a rather broad range of environmental challenges.

#### SUPPLEMENTARY DATA

Supplementary data are available online at [www.aob.oxfordjournals.org](http://www.aob.oxfordjournals.org) and consist of the following. Table S1. List and location of the *Pinus pinaster* populations comprising the present study. Table S2. Summary information of nuclear SSR markers used to estimate range-wide population genetic structure in *Pinus pinaster*. Table S3. Size-dependent fitness components for male reproduction in 23 natural *Pinus pinaster* populations. Table S4. Size-dependent fitness components for female reproduction in 23 natural *Pinus pinaster* populations. Table S5. Associations of environmental variables with reproductive life-history traits in *Pinus pinaster*. Table S6. Number of trees per population included in the molecular marker analysis and average individual assignment probability for each of the optimal  $K = 6$  clusters representing five geographical genetic groups in *Pinus pinaster*.

#### ACKNOWLEDGEMENTS

R. Alía and J. Majada established and maintained the common garden (TREESNIPS QLK3-CT2002-01973). The data used in this research are part of the Spanish Network of Genetic Trials (GENFORED). We thank E. Ballesteros, E. Alamillo, F. del Caño, D. Barba and N. Godoy (†) for fieldwork. Thanks are extended to A. I. de-Lucas, J. P. Jaramillo-Correa and G. G. Vendramin for assistance in nuclear microsatellite genotyping, to D. Grivet for advice on environmental correlations and to J. J. Robledo-Arnuncio for valuable discussions. The manuscript also benefited from comments by R. Wesselingh and S. P. Bonser. This study was funded by the Spanish Ministry of Economy and Competitiveness through projects Mitigenfor (RTA 2011-00016-00-00), Restaura (PSS-310000-2008-4), AdapCon (CGL2011-30182-C02-01) and LinkTree (ERAnet-BiodivERsA; EUI2008-03713). Additional funding was provided by the European Community's Seventh Framework Program (FP7/2007-2013) under grant agreement no. 211868 (Project NovelTree) KBBE-2007-1-2-05. Finally, this work was also supported by the Spanish Ministry of Education through a PhD grant to L.S.B. (FPU-AP-03302).

#### LITERATURE CITED

- Alleaume-Benharira M, Pen I, Ronce O. 2006. Geographical patterns of adaptation within a species' range: interactions between drift and gene flow. *Journal of Evolutionary Biology* **19**: 203–215.
- Ansari S, Daehler CC. 2010. Life history variation in a temperate plant invader, *Verbascum thapsus* along a tropical elevational gradient in Hawaii. *Biological Invasions* **12**: 4033–4047.
- Ashman TL. 2006. The evolution of separate sexes: a focus on the ecological context. In: Harder LD, Barrett SCH, eds. *Ecology and evolution of flowers*. New York: Oxford University Press, 204–222.
- Barton N, Keightley P. 2002. Understanding quantitative genetic variation. *Nature Reviews Genetics* **3**: 11–21.
- Bates D, Maechler M, Bolker B. 2011. *Package lme4: linear mixed-effects models using S4 classes*. R package version 0.999375-42. <http://CRAN.R-project.org/package=lme4>.
- Bonser SP, Aarssen LW. 2009. Interpreting reproductive allometry: individual strategies of allocation explain size-dependent reproduction in plant populations. *Perspectives in Plant Ecology, Evolution and Systematics* **11**: 31–40.
- Brys R, Shefferson RP, Jacquemyn H. 2011. Impact of herbivory on flowering behaviour and life history trade-offs in a polycarpic herb: a 10-year experiment. *Oecologia* **166**: 293–309.
- Bucci G, González-Martínez SC, Le-Provost G, et al. 2007. Range-wide phylogeography and gene zones in *Pinus pinaster* Ait. revealed by chloroplast microsatellite markers. *Molecular Ecology* **16**: 2137–2153.
- Burd M, Allen TFH. 1988. Sexual allocation strategy in wind-pollinated plants. *Evolution* **42**: 403–407.
- Burd M, Read J, Sanson GD, Jaffré T. 2006. Age-size plasticity for reproduction in monocarpic plants. *Ecology* **87**: 2755–2764.
- Cadet C, Metz JAJ, Klinkhamer PGL. 2004. Size and the not so single sex: disentangling the effects of size and budget on sex allocation in hermaphrodites. *The American Naturalist* **164**: 779–792.
- Callahan HS, Pigliucci M. 2002. Shade-induced plasticity and its ecological significance in wild populations of *Arabidopsis thaliana*. *Ecology* **83**: 1965–1980.
- Chagné D, Chaumeil P, Ramboer A, et al. 2004. Cross-species transferability and mapping of genomic and cDNA SSRs in pines. *Theoretical and Applied Genetics* **109**: 1204–1214.
- Childs DZ, Metcalf CJE, Rees M. 2010. Evolutionary bet-hedging in the real world: empirical evidence and challenges revealed by plants. *Proceedings of the Royal Society B: Biological Sciences* **277**: 3055–3064.
- Climent J, Prada MA, Calama R, Chambel MR, Sánchez de Ron D, Alía R. 2008. To grow or to seed: ecotypic variation in reproductive allocation and cone production by young female Aleppo pine (*Pinus halepensis*, Pinaceae). *American Journal of Botany* **95**: 833–842.
- Cobb NS, Trotter RTH, Whitham TG. 2002. Long-term sexual allocation in herbivore resistant and susceptible Pinyon pine (*Pinus edulis*). *Oecologia* **130**: 78–87.
- Colautti RI, Eckert CG, Barrett SCH. 2010. Evolutionary constraints on adaptive evolution during range expansion in an invasive plant. *Proceedings of the Royal Society B: Biological Sciences* **277**: 1799–806.
- Cruden RW, Lyon DL. 1985. Patterns of biomass allocation to male and female functions in plants with different mating systems. *Oecologia* **66**: 299–306.
- Davis MB, Shaw RG, Etterson JR. 2005. Evolutionary responses to changing climate. *Ecology* **86**: 1704–1714.
- Delph L. 1999. Sexual dimorphism in life history. In: Geber MA, Dawson TE, Delph LF, eds. *Gender and sexual dimorphism in flowering plants*. Berlin: Springer, 149–173.
- Dodd ME, Silvertown J. 2000. Size-specific fecundity and the influence of lifetime size variation upon effective population size in *Abies balsamea*. *Heredity* **85**: 604–609.
- Eckert AJ, van Heerwaarden J, Węgrzyn JL, et al. 2010. Patterns of population structure and environmental associations to aridity across the range of loblolly pine (*Pinus taeda* L., Pinaceae). *Genetics* **185**: 969–982.
- Evanno G, Regnaut S, Goudet J. 2005. Detecting the number of clusters of individuals using the software STRUCTURE: a simulation study. *Molecular Ecology* **14**: 2611–2620.
- Fox JF. 1993. Size and sex allocation in monoecious woody plants. *Oecologia* **94**: 110–113.
- Freeman DC, McArthur ED, Harper KT, Blauer AC. 1981. Influence of environment on the floral sex ratio of monoecious plants. *Evolution* **35**: 194–197.
- Friedman J, Barrett SCH. 2009. Wind of change: new insights on the ecology and evolution of pollination and mating in wind-pollinated plants. *Annals of Botany* **103**: 1515.
- Gonzalo-Jiménez J. 2010. *Diagnosis fitoclimática de la España peninsular: hacia un modelo de clasificación funcional de la vegetación y de los ecosistemas peninsulares españoles*. Organismo Autónomo de Parques Nacionales.
- Grime J. 1977. Evidence for the existence of three primary strategies in plants and its relevance to ecological and evolutionary theory. *American Naturalist* **111**: 1169–1194.
- Grivet D, Sebastiani F, Alía R, et al. 2011. Molecular footprints of local adaptation in two Mediterranean conifers. *Molecular Biology and Evolution* **28**: 101–116.

- Guevara M, Chagné D, Almeida M, et al. 2005. Isolation and characterization of nuclear microsatellite loci in *Pinus pinaster* Ait. *Molecular Ecology Notes* 5: 57–59.
- Hadfield J. 2010. MCMC methods for multi-response generalized linear mixed models: the MCMCglmm R package. *Journal of Statistical Software* 33: 1–22.
- Hadfield J. 2011. Package “MCMCglmm” Reference manual. <http://cran.r-project.org/web/packages/MCMCglmm/MC>.
- Hayton JC, Allen DG, Scarpello V. 2004. Factor retention decisions in Exploratory Factor Analysis: a tutorial on Parallel Analysis. *Organizational Research Methods* 7: 191–205.
- Hijmans RJ, Cameron SE, Parra JL J, et al. 2005. Very high resolution interpolated climate surfaces for global land areas. *International Journal of Climatology* 25: 1965–1978.
- Iwasa Y. 1991. Sex change evolution and cost of reproduction. *Behavioral Ecology* 2: 56–68.
- de Jong TJ, Klinkhamer PGL. 2005. *Evolutionary ecology of plant reproductive strategies*. Cambridge: Cambridge University Press.
- Kagaya M, Tani T, Kachi N. 2009. Variation in flowering size and age of a facultative biennial, *Aster kantoensis* (Compositae), in response to nutrient availability. *American Journal of Botany* 96: 1808–1813.
- Kang H. 2007. Changes in gender expression in Korean populations of *Pinus densiflora* over a five-year period. *Journal of Plant Biology* 50: 181–189.
- Kinoshita E. 1987. Sex change and population dynamics in *Arisaema* (Araceae) I. *Arisaema serratum* (Thunb.) Schott. *Plant Species Biology* 2: 15–28.
- Klinkhamer PGL, de Jong TJ. 1987. Plant size and seed production in the monocarpic perennial *Cynoglossum Officinale* L. *New Phytologist* 106: 773–783.
- Klinkhamer PGL, de Jong TJ, Metz H. 1997. Sex and size in cosexual plants. *Trends in Ecology & Evolution* 12: 260–265.
- Kozłowski J. 1992. Optimal allocation of resources to growth and reproduction: Implications for age and size at maturity. *Trends in Ecology & Evolution* 7: 15–9.
- Kuss P, Rees M, Ægisdóttir HH, Ellner SP, Stöcklin J. 2008. Evolutionary demography of long lived monocarpic perennials: a time lagged integral projection model. *Journal of Ecology* 96: 821–832.
- de Lucas AI, González-Martínez S, Hidalgo E, Bravo F, Heuertz M. 2009. Admixture, one-source colonization or long-term persistence of maritime pine in the Castilian Plateau?: insights from nuclear microsatellite markers. *Investigación Agraria. Sistemas y Recursos Forestales* 18: 3–12.
- Mariette S, Chagne D, Decroocq S, et al. 2001. Microsatellite markers for *Pinus pinaster* Ait. *Annals of Forest Science* 58: 203–206.
- Mazer S. 1987. Quantitative genetics of life history and fitness components in *Raphanus raphanistrum* L. (Brassicaceae): ecological and evolutionary consequences of seed-weight. *American Naturalist* 130: 891–914.
- Merlo E, Fernández López J. 2004. Análisis del balance parental reproductivo en un huerto semillero de *Pinus pinaster* Ait. *Investigación Agraria. Sistemas y Recursos Forestales* 13: 387–398.
- Metcalfe CJE, Rose KE, Rees M. 2003. Evolutionary demography of monocarpic perennials. *Trends in Ecology & Evolution* 18: 471–480.
- Metcalfe CJE, Rose KE, Childs DZ, Sheppard AW, Grubb PJ, Rees M. 2008. Evolution of flowering decisions in a stochastic, density-dependent environment. *Proceedings of the National Academy of Sciences* 105: 10466–10470.
- Miguel-Pérez I, González-Martínez SC, Alía R, Gil L. 2002. Growth phenology and mating system of Maritime pine (*Pinus pinaster* Aiton) in central Spain. *Investigación Agraria. Sistemas y Recursos Forestales* 11: 193–204.
- Montague JL, Barrett SCH, Eckert CG. 2008. Re-establishment of clinal variation in flowering time among introduced populations of purple loosestrife (*Lythrum salicaria*, Lythraceae). *Journal of Evolutionary Biology* 21: 234–245.
- Méndez M, Karlsson PS. 2004. Between-population variation in size-dependent reproduction and reproductive allocation in *Pinguicula vulgaris* (Lentibulariaceae) and its environmental correlates. *Oikos* 104: 59–70.
- Ne’eman G, Goubitz S, Werger MJ, Shmida A. 2011. Relationships between tree size, crown shape, gender segregation and sex allocation in *Pinus halepensis*, a Mediterranean pine tree. *Annals of Botany* 108: 197–206.
- Niklas KJ, Enquist BJ. 2003. An allometric model for seed plant reproduction. *Evolutionary Ecology Research* 5: 79–88.
- Pausas JG, Llovet J, Rodrigo A, Vallejo R. 2008. Are wildfires a disaster in the Mediterranean basin?—A review. *International Journal of Wildland Fire* 17: 713–723.
- Petit RJ, Hampe A. 2006. Some evolutionary consequences of being a tree. *Annual Review of Ecology, Evolution and Systematics* 37: 187–214.
- Pickup M, Barrett SCH. 2012. Reversal of height dimorphism promotes pollen and seed dispersal in a wind-pollinated dioecious plant. *Biology Letters* 8: 245–8.
- Pritchard JK, Stephens M, Donnelly P. 2000. Inference of population structure using multilocus genotype data. *Genetics* 155: 945–959.
- Rees M, Childs DZ, Rose KE, Grubb PJ. 2004. Evolution of size-dependent flowering in a variable environment: partitioning the effects of fluctuating selection. *Proceedings of the Royal Society of London. Series B: Biological Sciences* 271: 471–475.
- Rees M, Sheppard AW, Briese D, Mangel M. 1999. Evolution of size-dependent flowering in *Onopordum illyricum*: a quantitative assessment of the role of stochastic selection pressures. *American Naturalist* 154: 628–651.
- Reznick D. 1985. Costs of reproduction: an evaluation of the empirical evidence. *Oikos* 44: 257–267.
- Roff DA. 1992. Age and size at maturity. In: Roff DA. ed. *The evolution of life histories: theory and analysis*. New York: Chapman and Hall, 179–241.
- Roff DA. 2000. Trade-offs between growth and reproduction: an analysis of the quantitative genetic evidence. *Journal of Evolutionary Biology* 13: 434–445.
- Sánchez-Gómez D, Majada J, Alía R, Feito I, Aranda I. 2010. Intraspecific variation in growth and allocation patterns in seedlings of *Pinus pinaster* Ait. submitted to contrasting watering regimes: can water availability explain regional variation? *Annals of Forest Science* 67: 505–504.
- Santos-del-Blanco L, Notivol E, Zas R, Chambel MR, Majada J, Climent J. 2010. Variation of early reproductive allocation in multi-site genetic trials of Maritime pine and Aleppo pine. *Forest Systems* 19: 381–392.
- Savolainen O, Kärkkäinen K, Harju A, Nikkanen T, Rusanen M. 1993. Fertility variation in *Pinus sylvestris*: a test of sexual allocation theory. *American Journal of Botany* 80: 1016–1020.
- Shmida A, Lev-Yadun S, Goubitz S, Ne’eman G. 2000. Sexual allocation and gender segregation in *Pinus halepensis*, *P. brutia* and *P. pinea*. In: Ne’eman G, Trabaud L. eds. *Ecology, biogeography and management of Pinus halepensis and P. brutia Forest Ecosystems in the Mediterranean Basin*. Leiden: Backhuys Publisher, 91–104.
- Steinitz O, Troupin D, Vendramin G G, Nathan R. 2011. Genetic evidence for a Janzen-Connell recruitment pattern in reproductive offspring of *Pinus halepensis* trees. *Molecular Ecology* 20: 5152–4164.
- Sultan SE. 2000. Phenotypic plasticity for plant development, function and life history. *Trends in Plant Science* 5: 537–42.
- R Development Core Team. 2012. *R: A language and environment for statistical computing*. Vienna: R Foundation for Statistical Computing. [www.r-project.org](http://www.r-project.org).
- Revelle W. 2011. *psych: Procedures for personality and psychological research*. Northwestern University, Evanston (R package, version 1.1.12).
- Tapias R, Climent J, Pardos JA, Gil L. 2004. Life histories of Mediterranean pines. *Plant Ecology* 171: 53–68.
- Thomas SC. 1996. Relative size at onset of maturity in rain forest trees: a comparative analysis of 37 Malaysian species. *Oikos* 76: 145–154.
- Thomas SC. 2011. Age-related changes in tree growth and functional biology: the role of reproduction. In: Meinzer FC, Lachenbruch B, Dawson TE. eds. *Size- and age-related changes in tree structure and function*. Dordrecht: Springer, 33–64.
- Varghese M, Kamalakannan R, Harwood CE, Lindgren D, McDonald MW. 2009. Changes in growth performance and fecundity of *Eucalyptus camaldulensis* and *E. tereticornis* during domestication in southern India. *Tree Genetics and Genomes* 5: 629–640.
- Walsh B, Blows MW. 2009. Abundant genetic variation+ strong selection= multivariate genetic constraints: a geometric view of adaptation. *Annual Review of Ecology, Evolution, and Systematics* 40: 41–59.
- Weiner J, Campbell LG, Pino J, Echarte L. 2009. The allometry of reproduction within plant populations. *Journal of Ecology* 97: 1220–1233.
- Wesselingh RA, de Jong TJ. 1995. Bidirectional selection on threshold size for flowering in *Cynoglossum officinale* (hound’s-tongue). *Heredity* 74: 415–424.
- Wesselingh RA, Klinkhamer PGL, de Jong TJ, Boorman LA. 1997. Threshold size for flowering in different habitats: effects of size-dependent growth and survival. *Ecology* 78: 2118–2132.

- Williams CG. 2009.** *Conifer reproductive biology*. Berlin: Springer.
- Worley AC, Barrett SCH. 2000.** Evolution of floral display in *Eichhornia paniculata* (Pontederiaceae): direct and correlated responses to selection on flower size and number. *Evolution* **54**: 1533–1545.
- Wright SJ, Jaramillo MA, Pávon J, Condit R, Hubbell SP, Foster RB. 2005.** Reproductive size thresholds in tropical trees: variation among individuals, species and forests. *Journal of Tropical Ecology* **21**: 307–315.
- Yu J, Pressoir G, Briggs WH, et al. 2006.** A unified mixed-model method for association mapping that accounts for multiple levels of relatedness. *Nature Genetics* **38**: 203–208.
- Zhang DY. 2006.** Evolutionary stable reproductive investment and sex allocation in plants. In: Harder LD, Barrett SCH. eds. *The ecology and evolution of flowers*. Oxford: Oxford University Press, 41–59.