

Experimental evolution of olfactory memory in *Drosophila melanogaster*

Frederic Mery^{1,2}

Department of Biology, University of Fribourg, Switzerland.

Juliette Pont¹

Department of Biology, University of Fribourg, Switzerland.

Thomas Preat

Gènes et Dynamique des Systèmes de Mémoire, CNRS, ESPCI, France.

Tadeusz J. Kawecki

Department of Biology University of Fribourg, Switzerland.

Physiological and Biochemical Zoology 80(4):399–405 (2007)

DOI: 10.1086/518014

Except for small editorial changes in proofs, this preprint is identical with the published version.

Corresponding author:

Tadeusz J. Kawecki

Department of Biology, University of Fribourg, Chemin du Musee 10, CH-1700 Fribourg, Switzerland

Email: tadeusz.kawecki@unifr.ch

¹These authors contributed equally to this work

²Present address: Laboratory for Evolution, Genome and Speciation, CNRS, Gif sur Yvette, France

Abstract

In order to address the nature of genetic variation in learning performance, we investigated the response to classical olfactory conditioning in "High-learning" *D. melanogaster* lines, previously subject to selection for the ability to learn an association between the flavor of an oviposition medium and bitter taste. In a T-maze choice test, the seven "High-learning" lines were better at avoiding an odor previously associated with aversive mechanical shock, than five unselected "Low learning" lines originating from the same natural population. Thus, the evolved improvement in learning ability of "High-learning" lines generalized to another aversion learning task, involving a different aversive stimulus (shock instead of bitter taste) and a different behavioral context than that used to impose selection. In this olfactory-shock task, the "High-learning" lines showed improvements in the learning rate, as well as in two forms of consolidated memory: anesthesia-resistant memory and long-term memory. Thus, genetic variation underlying the experimental evolution of learning performance in the "High-learning" lines affected several phases of memory formation in the course of olfactory aversive learning. However, the two forms of consolidated memory were negatively correlated among replicate "High-learning" lines, which is consistent with a recent hypothesis that these two forms of consolidated memory are antagonistic.

Keywords: experimental evolution, learning, *Drosophila*, consolidated memory, long-term memory, general intelligence

Introduction

Learning allows an animal to develop, within its lifetime, an adaptive response to novel situations, even those never encountered in the evolutionary past of the species. The ability to learn is thus among the greatest achievements of organic evolution and a trait of particular interest for evolutionary biology. Yet, our understanding of the evolutionary biology of learning is rudimentary; in particular we know next to nothing about the nature of genetic variation affecting learning ability (Dukas 2004). We have been conducting an experimental evolution study, in which replicated populations of *Drosophila melanogaster* ("High-learning" lines) are subject to selection for improved learning in the context of oviposition substrate choice (Mery and Kawecki 2002). That selection regime favored flies that associate the flavor of an oviposition substrate (orange or pineapple) with the bitter taste of quinine, and avoid oviposition on this substrate several hours later, even though quinine is no more present. Within 20 generations of selection the selected "High-learning" lines evolved a markedly improved performance in this learning assay, compared to the unselected controls ("Low-learning" lines). This improvement was due to both faster learning and longer memory, but not due to better discrimination or detection of the stimuli (Mery and Kawecki 2002). However, this evolutionary response was associated with costs: the "High-learning" lines showed poorer larval competitive ability (Mery and Kawecki 2003), and a reduction in fecundity when repeatedly forced learn under nutritional stress (Mery and Kawecki 2004).

The response of the "High-learning" lines to selection was likely based on the genetic variation segregating in the natural population, from which those lines were derived shortly before selection commenced. The results presented in this paper address two questions concerning the nature of this response and thus the underlying genetic variation.

First, our "High-learning" lines were subject to selection for associative aversive learning in the context of particular stimuli (orange, pineapple, quinine), a particular behavior (oviposition), and a particular context (the oviposition cages; Mery and Kawecki 2002). To what extent does their improved learning performance generalize to other stimuli, tasks and contexts? This is relevant to the general question: To what extent does evolution target general aspects of learning processes (a "general intelligence"), as opposed to specialized learning skills specific to particular stimuli, behavioral tasks and environmental contexts? This issue has been hotly debated in cognitive ecology (Healy and Braithwaite 2000; Macphail and Bolhuis 2001). To address this question we assayed the "High-" and "Low-learning" lines in a learning test involving classical conditioning, in which the flies were conditioned to associate an airborne odor with mechanical shock and subsequently tested for odor choice in a T-maze.

Second, which forms of memory improved in the course experimental evolution? Memory formation and consolidation consist of several distinct processes, some sequential and some apparently parallel. Studies on *Drosophila* (reviewed by Dubnau and Tully 1998; Wadell and Quinn 2001; Davis 2005) reveal four distinct forms of olfactory memory in flies. Short-term memory (STM) forms within seconds and decays within less than an hour, replaced by middle-term memory (MTM), which arises within minutes, reaches a peak at about one hour, and decays within several hours. Both STM and MTM are labile and easily erased by cold shock. Two other forms of memory – so-called anesthesia-resistant memory (ARM) and long term memory (LTM) – are more resistant to those disturbances and referred to as consolidated. ARM begins to form within 30 min of conditioning and can persist for at least 24 h. LTM is thought to begin forming within several hours of conditioning and can persist for days. LTM is protein synthesis-dependent and its formation can be blocked by pharmacological protein synthesis inhibition, which has little effect on the other forms of

memory. Furthermore, in classical conditioning LTM only forms after several repeated conditioning trials separated by intervals (usually 15-30 min, the so-called spaced training protocol). Similar conditioning trials carried out immediately one after another (so-called massed protocol) do not result in significant long-term memory, but in ARM. ARM also forms after a single training cycle. Similar four forms ("phases") of memory seem to occur in honey bees (Menzel 1999) while the mammalian model assumes three forms of memory (Dezazzo and Tully 1995). The existence of mutants and pharmacological interventions which selectively impair one form of memory, with little effect on the others, confirms that the memory forms are mechanistically distinct; the relationship among them is under debate (Tully et al. 1994; Isabel et al. 2004; Margulies et al. 2005). Even less is known about their evolutionary significance and dynamics, e.g., whether evolution may act independently on different memory forms, or which aspects of the process would change as a result of natural selection for improved learning performance. Here, by varying the conditioning protocol and the time of testing in the olfactory-mechanical shock assay, and by using cold shock to erase labile forms of memory, we attempt to "dissect" the stages of memory formation in the "High-" and "Low-learning" lines. This allows us to infer which forms of memory changed in the course of the experimental evolution.

Material and Methods

Selection Regime and Lines

Seven selected "High-learning" lines (lines number 1, 2, 3, 5, 6, 7, 8) and five unselected "Low-learning" control lines (lines number 1, 2, 4, 5, 7; Mery and Kawecki 2002) were used in this experiment. The origin of those lines, and the regime under which they evolved is described in detail in Mery and Kawecki (2002). Briefly, all lines originated from the same base population derived from the field. The selection regime involved a choice between two flavors of oviposition media (orange and pineapple). It favored flies that learned an association between the flavor of medium and the aversive taste of quinine. Flies that remembered which of the two media had previously contained quinine, and continued to oviposit on the other medium even though quinine was no more present, contributed more offspring to the next generation. The "Low-learning" lines were not selected for learning, but otherwise maintained under the same conditions. All flies were bred on a standard cornmeal medium; the population was maintained at the size of about 150 adults. By the time of the experiments described below the flies had been subject to selection for over 100 generations. The response to selection within the first 47 generations is analyzed in Mery and Kawecki (2002). Since then the lines continued to respond to selection, albeit with a slow rate: the proportion of eggs laid on the "correct" medium (i.e., the one that did not previously contain quinine) increased between generations 48 and 110 with the average rate of 0.0016 per generation.

Olfactory Aversive Conditioning

This procedure followed Mery and Kawecki (2005). Conditioning and tests were performed on samples of 50-70 flies (sexes mixed), raised at 25 °C on standard cornmeal medium at density 200 eggs per 25 ml of food, and aged 3-6 days from eclosion. These groups were isolated from culture bottles three to five hours before conditioning, placed in empty vials, and kept at 25°C and 70% humidity until conditioning. 3-octanol and 4-methylcyclohexanol (MCH) diluted in paraffin oil (0.6ml/l) were used as odorants. The odors were delivered into the vial containing the flies with an air pump. The conditioning procedure consisted of one or several conditioning cycles. In each conditioning cycle (Figure 1a) one odorant (CS+) was

first delivered to the flies for 30 s, accompanied by mechanical shocks (vibration) delivered for 1 s every 5 s by a test tube shaker (Heidolph Reax, Merck, 2000 rpm). This period was followed by a 60 s rest period, during which flies received humid air flow (no odor) and no shocks. For the subsequent 30 s the other odorant (CS-) was delivered, without shocks. A conditioning cycle ended with a second rest period of 60 s. Consecutive training cycles either followed one another immediately (massed protocol), or were separated with 20 min rest intervals (spaced protocol). A set time after the last conditioning cycle the flies were tested in complete darkness in a T-maze (Figure 1b). The two odors were simultaneously presented, and the flies were permitted to move freely for 1 min; the number of flies in each arm of the maze was subsequently counted. The proportion of flies that have moved towards octanol as opposed to MCH was then calculated; flies that remained in the central chamber of the maze were excluded from this calculation.

The design was counterbalanced, so that each group of flies conditioned to avoid MCH was paired with another group from the same line conditioned to avoid octanol. The two paired samples were tested within 5 min of each other. For each pair of samples a single value of memory score was calculated as the difference in the proportion of flies choosing octanol between the sample conditioned to avoid MCH and the sample conditioned to avoid octanol (maximum memory score is 1, a score of zero means no response to conditioning). For the analysis (but not for graphical representation of the results) these proportions were arcsine-square-root transformed (Sokal and Rohlf, 1995).

Memory Dissection

In order to dissect the different memory phases of "High learning" and "Low learning" lines we performed the following five memory assays based on the olfactory aversive conditioning (for the logic behind these assays see Tully et al. 1994; Isabel et al. 2004; Mery and Kawecki 2005):

- (1) A single conditioning cycle; test after 20 min.
- (2) Massed protocol, three conditioning cycles; test after 20 min. The response in those two assays is mostly based on STM; the difference in response between them reflects the rate of learning acquisition.
- (3) Massed protocol, five conditioning cycles; test after 2.5 h. The response in this assay is mainly based on MTM and ARM.
- (4) Massed protocol, five conditioning cycles, a cold shock at 2 h after the end of conditioning; test at 2.5 h after conditioning. The cold shock was applied by transferring the flies into a vial kept at 0°C in a bowl containing ice. After 2 minutes, flies were transferred back in their original vial and were given 30 min to recover before being tested. The cold shock eliminates the labile forms of memory, so the response is based on ARM.
- (5) Spaced protocol, five conditioning cycles spaced at 20 min intervals, test after 24 hours. The response in this assay would be mostly based on LTM.

For each memory assay we compared the memory score between "High-learning" and "Low-learning" lines using a nested ANOVA (lines nested within selection regime). Because tests for each assay were carried out over several days, we also introduced day as block in the analysis. Assays (4) and (5) were carried out in two separate experiments six generations apart (generation 100 and 106); their results were analyzed both jointly and separately. The analyses were carried with procedure GLM of SAS 8.02 statistical package. The models were fitted using type 3 sum of squares. Line and block were treated as random effects; the F-tests were obtained with statement RANDOM option TEST (SAS Institute Inc. 1989).

The results (see below) suggested a pattern of covariance between the memory scores in assays (4) and (5) across the "High-learning" lines, observed both at generation 100 and 106. To analyze this pattern, we used procedure MIXED of SAS (Littell et al. 1996) to estimate the variance-covariance matrix among and within the lines. This was done by using the mean memory scores per line and generation as data, and fitting the following general mixed model

$$y_{ijk} = \mu_{jk} + g_{ij} + e_{ijk},$$

where y_{ijk} is the mean memory score of i th line in j th assay (assay 4 or 5) at generation k , μ_{jk} is the overall mean memory score in j th assay in k th generation, g_{ij} is the (random) effect of i th line in j th memory assay, and e_{ijk} is the residual. The effect of line i in the two assays, $[g_{i1}, g_{i2}]$ was assumed to follow bivariate normal distribution with covariance matrix \mathbf{G} ; no covariance between effects of different lines was assumed. The residuals were assumed to be normally distributed and uncorrelated, with different variances for the two memory assays. The model was fitted using restricted maximum likelihood (REML). The significance of the covariance of the line effects on the two memory assays was tested with the likelihood ratio test, by comparing $-2 \log$ likelihood of the above model with a restricted model in which the off-diagonal elements of \mathbf{G} were set to zero (Lynch and Walsh 1998). Because the number of replicates differed between the generations, and the line means y_{ijk} were estimated with different confidence, we also carried out a weighted version of this analysis, with the weights given by the inverse of the sampling variance (i.e., SE^{-2}) of a given y_{ijk} .

Unconditioned Response to Odors

Differences in the learning performance might be confounded by differences in the response to odors independent of conditioning. We thus tested unconditioned response to the odors in the T-maze by offering groups of 50-70 naïve (unconditioned) flies a choice between one of the odorants used in the memory assays (0.6 ml of octanol or MCH in 1 l of paraffin) and the odor of paraffin only. We used the same procedure as when testing for memory. The arcsine-transformed proportions of flies moving towards odorant rather than paraffin (excluding flies that remained in the central chamber of the T-maze) were analyzed with a nested ANOVA using the same model as that used for analysis of memory scores.

Results

Comparison of "High-" and "Low-learning" Lines

The results of the five memory assays based on aversive conditioning are summarized in Figure 2 and Table 1. Twenty minutes after a single conditioning cycle the "High learning" lines showed a significantly better memory score than the "Low learning" lines (Figure 2, assay 1). In contrast, the response measured 20 min after three massed conditioning cycles was similar in the two sets of lines (Figure 2, assay 2).

Two-and-half hours after five massed conditioning cycles the memory score was higher for "High learning" than for "Low learning" lines (Figure 2, assay 3). This response reflected the combined effect of labile memory (presumably MTM) and ARM. When labile memory was erased with cold shock 30 min before testing, the performance index of both sets of lines became strongly reduced, but the difference between the "High learning" and "Low learning" lines remained (Figure 2, assay 4). This implies that the "High learning" lines showed a better ARM than the "Low learning" lines.

Twenty-four hours after five conditioning cycles in the spaced protocol the "High learning" lines again showed a much stronger response to conditioning than the "Low

learning" lines (Figure 2, assay 5). This suggests that the "High learning" lines have better LTM.

No significant variation among the lines within selection regimes was detected in any of the assays (lowest $P = 0.18$).

Relationship between Anesthesia-Resistant Memory and Long-Term Memory

Inspection of the means of individual "High-learning" lines revealed a negative correlation between the memory scores in assay 4 (which is based on ARM) and assay 5 (which is thought to reflect largely LTM). This correlation was consistently observed in two experiments carried out at generation 100 (Figure 3a; $r = -0.75$, $P = 0.052$) and 106 (Figure 3b; $r = -0.89$, $P = 0.007$). In particular, "High-learning" line 1 consistently performed worst in assay (4) and best in assay (5), whereas "High-learning" line 5 did best in assay (4) and worst in assay (5), followed by "High-learning" line 2. This among-line correlation was confirmed by the mixed model analysis of the data from the two generations (weighted REML analysis: joint estimate $r = 0.90$; likelihood ratio test: $\chi^2 = 8.1$, $d.f. = 1$, $P = 0.005$; unweighted analysis yielded an even lower P -value). This results indicates a negative genetic correlation between performance in the two assays. The significance of this correlation is somewhat undermined by the fact that we did not detect significant variation among the "High-learning" lines for scores in either of the two assays (assay 4: $F_{6,76} = 2.2$, $P = 0.052$; assay 5: $F_{6,77} = 1.4$, $P = 0.24$). However, a multivariate analysis of variance (MANOVA) on the means of those two scores calculated for "High-learning" lines separately for generation 100 and 106 indicated significant variation among lines (Wilk's $\lambda = 0.017$, $F_{12,10} = 5.6$, $P = 0.005$). No consistent differences were observed among the "Low learning" lines.

Unconditioned Response to Odors

When given a choice between an odorant and paraffin without prior conditioning, the flies from all lines preferred paraffin over both odorants (Figure 4). No differences between the means of the two sets of lines were detected (MCH: $F_{1,10,3} = 0.23$, $P = 0.64$; octanol: $F_{1,10,0} = 0.08$, $P = 0.78$; 3-4 replicates per line and odorant tested on two days). This, and the fact that both sets of lines showed the same memory score shortly after multiple conditioning cycles (assay 2 in Figure 2), indicates that the differences observed in other memory assays are not due to different responsiveness to the odors.

Discussion

The "High-learning" fly lines had been subject to selection for the ability to avoid an oviposition medium previously associated with quinine. Here we show that they are also better than the unselected "Low-learning" lines at avoiding an odor previously associated with mechanical shock. Thus, their improved learning ability generalizes to a task involving another aversive stimulus (shock rather than bitter taste) and another behavioral context (movement in a T-maze rather than oviposition). This demonstrates that the response to selection was not based on enhanced salience of the particular stimuli used in the selection regime (Rescorla 1988). Thus, the response to selection in those lines was largely or entirely based on genetic variation affecting general processes of olfactory aversive learning rather than task-specific aspects.

The five assays involving the olfactory aversive conditioning offer insights into the differences in dynamics of learning and consolidated memory. Comparison of assays (1) and (2) indicates that the "High-learning" lines learn faster than the "Low-learning" lines, but the difference in 20 min response (presumably mostly based on short-term memory) tends to disappear with multiple cycles of conditioning. This result parallels earlier results from the oviposition learning test (Figure 5 in Mery and Kawecki 2002). Nonetheless, 2.5 h after several consecutive cycles of conditioning the "High-learning" lines again show considerably better memory scores than the "Low-learning" lines (assay 3 in Figure 2). Thus, the memory trace is stronger in the "High-learning" lines also after multiple cycles of conditioning, even when it does not translate in better 20 min memory scores. A similar pattern was observed by Mery and Kawecki (2002) in the oviposition learning protocol, and they interpreted it as a slower decline of the memory trace in the "High learning" lines. However, the comparison of assay (3) and (4) (Figure 2) indicates that the difference in memory scores several hours after repeated conditioning reflects mostly or entirely greater build-up of anesthesia-resistant memory (ARM) by the "High-learning" lines. The difference between assay (3) and (4) reflects the labile component of 2.5 h memory (middle-term memory), which was erased by cold shock in assay (4). This difference is similar for the "High-" and "Low-learning" lines, suggesting that the labile part of memory decays at similar rate in those two sets of lines.

Previous work (e.g., Tully et al. 1994; Pascual and Preat 2001; Mery and Kawecki 2005) indicates that learned avoidance of odors shown by *Drosophila* 24 h after a spaced classical conditioning protocol is mostly based on long-term memory (LTM). Thus, the better performance of the "High-learning" lines in assay (5) (Figure 2) indicates that they also have evolved improved LTM. It is possible that the pattern of exposure to conditioning under the selection regime (which was not controlled and depended on the fly behavior) involved repeated exposure at intervals, and that LTM is more easily formed under these conditions. Alternatively, improved LTM may be a by-product of improvements in the other aspects of learning.

This last hypothesis is made less plausible by the negative correlation between memory scores in assay (4) and (5) across the seven "High-learning" lines (Figure 3). LTM does not form in a massed protocol such as that used in assay (4), so this correlation suggests a negative relationship between the improvements in the two forms of consolidated memory, ARM and LTM. Apparently, the "High learning" lines with particularly good LTM show only a weak improvement in ARM (compared to unselected "Low learning" lines) and vice versa. One could argue that under the selection regime, under which these lines had evolved, improvement of both forms of consolidated memory would be superfluous. Optimal learned response within 6 h of conditioning might be achieved based on only one form of consolidated memory. However, at the time of those assays the "High learning" lines were still laying a substantial fraction of their eggs on the "wrong" substrate under the selection regime (Mery and Kawecki 2002; unpublished data). Further improvement of the response would thus still be favorable, and so selection should continue to favor improvements in both ARM and LTM. Alternatively, the pattern in Figure 3 might result from differential inbreeding of the "High-learning" lines. It is, however, difficult to imagine why the effects of inbreeding on the two forms of consolidated memory should be negatively correlated. Furthermore, previous assays on crosses between replicate "High-learning" lines showed no evidence of inbreeding depression for learning performance (Kawecki and Mery 2006), nor for larval competitive ability (Mery and Kawecki 2003) or fecundity (Kawecki and Mery 2006).

We think it is likely that the apparent negative correlation between ARM and LTM reflects a trade-off between these two memory forms rather than lack of selection or inbreeding. Such a trade-off would be consistent with the hypothesis that the mechanisms

underlying these forms of consolidated memory are to some degree antagonistic (Isabel et al. 2004). Whatever the reason for the covariation of the "High-learning" lines along the ARM-LTM axis in Figure 3, it suggests that the "High-learning" have to some degree diverged from one another (see also Kawecki and Mery 2006).

The "High-learning" lines were subject to selection for improved learning performance under an ecologically relevant selection regime. The results reported here suggest that the genetic variation underlying the response to selection affected several aspect of learning and memory formation, occurring both early in the process (the learning rate) as well as late, up to several hours after the stimuli to be associated were perceived (anesthesia-resistant and long-term memory). It remains to be seen whether these diverse improvements reflect a single underlying mechanism due to the same allele substitutions, or they are genetically independent and evolved in concert only because all of them were simultaneously favored by the selection regime.

Acknowledgements

This work was supported by a grant from the Swiss National Science Foundation (number 3100A0-100387 to T.J. Kawecki), and by the Ministère de la Recherche (ANR Neurosciences, to T. Preat).

Literature Cited

- Davis, R. L. 2005. Olfactory memory formation in *Drosophila*: From molecular to systems neuroscience. *Annual Review of Neuroscience* 28:275-302.
- Dezazzo, J., and T. Tully. 1995. Dissection of memory formation - from behavioral pharmacology to molecular genetics. *Trends in Neurosciences* 18:212-218.
- Dubnau, J., and T. Tully. 1998. Gene discovery in *Drosophila*: new insights for learning and memory. *Annual Review of Neurosciences* 21:407-444.
- Dukas, R. 2004. Evolutionary biology of animal cognition. *Annual Review of Ecology Evolution and Systematics* 35:347-374.
- Healy, S. D., and V. A. Braithwaite. 2000. Cognitive ecology: a field of substance? *Trends in Ecology & Evolution* 15:22-26.
- Isabel, G., A. Pascual, and T. Preat. 2004. Exclusive consolidated memory phases in *Drosophila*. *Science* 304:1024-1027.
- Kawecki, T. J., and F. Mery. 2006. Genetically idiosyncratic responses of *Drosophila melanogaster* populations to selection for improved learning ability. *Journal of Evolutionary Biology* 19:1265-1274.
- Littell, R. C., G. A. Milliken, W. W. Stroup, and R. D. Wolfinger. 1996. SAS system for mixed models. SAS Institute Inc., Cary, NC, USA.
- Lynch, M., and B. Walsh. 1998. Genetics and analysis of quantitative traits. Sinauer, Sunderland, Massachusetts.
- Macphail, E. M., and J. J. Bolhuis. 2001. The evolution of intelligence: adaptive specialization versus general process. *Biological Review* 76:341-364.
- Margulies, C., T. Tully, and J. Dubnau. 2005. Deconstructing memory in *Drosophila*. *Current Biology* 15:R700-R713.
- Menzel, R. 1999. Memory dynamics in the honeybee. *Journal of Comparative Physiology a-Neuroethology Sensory Neural and Behavioral Physiology* 185:323-340.
- Mery, F., and T. J. Kawecki. 2002. Experimental evolution of learning ability in fruit flies. *Proceedings of the National Academy of Sciences of the United States of America* 99:14274-14279.
- Mery, F., and T. J. Kawecki. 2003. A fitness cost of learning ability in *Drosophila melanogaster*. *Proceedings of the Royal Society of London B* 270:2465-2469.
- Mery, F., and T. J. Kawecki. 2004. An operating cost of learning in *Drosophila melanogaster*. *Animal Behaviour* 68:589-598.

- Mery, F., and T. J. Kawecki. 2005. A cost of long-term memory in *Drosophila*. *Science* 308:1148-1148.
- Pascual, A., and T. Preat. 2001. Localization of long-term memory within the *Drosophila* mushroom body. *Science* 294:1115-1117.
- Rescorla, R. A. 1988. Behavioral studies of pavlovian conditioning. *Annual Review of Neurosciences* 11:329-352.
- SAS Institute Inc. 1989. SAS/STAT user's guide, version 6, fourth edition. SAS Institute, Cary, NC.
- Tully, T., T. Preat, S. C. Boynton, and M. Del Vecchio. 1994. Genetic dissection of consolidated memory in *Drosophila*. *Cell* 79:35-47.
- Wadell, S., and W. G. Quinn. 2001. Flies, genes, and learning. *Annual Review of Neurosciences* 24:1283-1309.

Table 1. Summary and statistical analysis of the five aversive learning assays. (The F statistics and P -values refer to the difference between the selection regimes; $d.f.$ = 1,10 for all assays. N refers to the number of replicate memory scores per selection line. For assays 4 and 5 the analysis reported has been done on pooled data from generations 100 and 106; the effect of selection regime was also highly significant ($P < 0.001$) for both assays when the two generations were analyzed separately.)

	assay (1)	assay (2)	assay (3)	assay (4)	assay (5)
Number of conditioning cycles	1	3 massed	5 massed	5 massed	5 spaced
Conditioning-test interval	20 min	20 min	2.5 h	2.5 h	24 h
Cold shock	no	no	no	yes	no
F (selection regime)	16.5	0.2	22.9	37.7	40.4
P (selection regime)	0.0023	0.67	0.0007	< 0.0001	< 0.0001
Replicates / line:	4	3	4	11-13	12-14

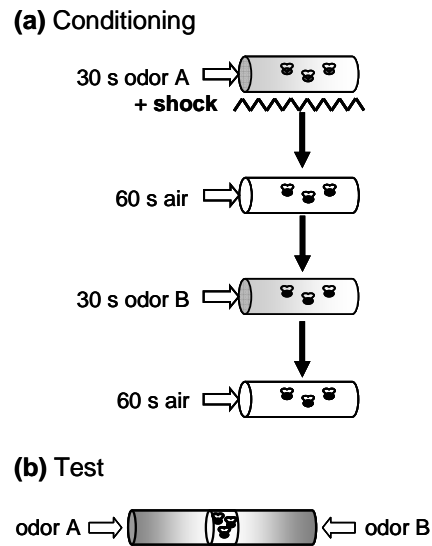


Figure 1. Aversive olfactory learning assay used in this paper. (a) The conditioning cycle. Multiple conditioning cycles were separated by 20 min intervals (spaced protocol) or followed one another immediately (massed protocol). (b) Test. The flies are placed in a central chamber of a T-maze, where air currents carrying the two odors converge. For details see text.

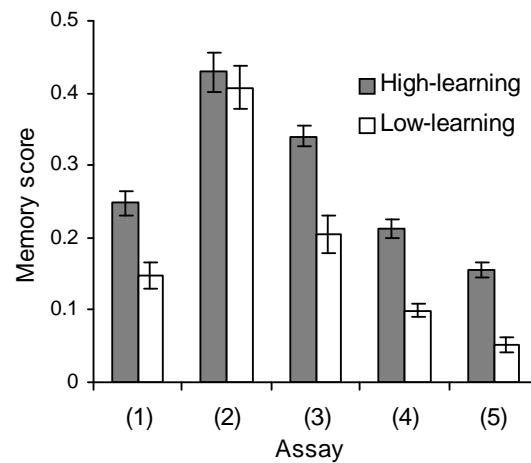


Figure 2. Memory scores (mean \pm standard error) of "High-learning" and "Low-learning" lines in the five aversive conditioning assays described in the text. For assays (4) and (5) the results are based on data pooled over two experiments carried six generations apart.

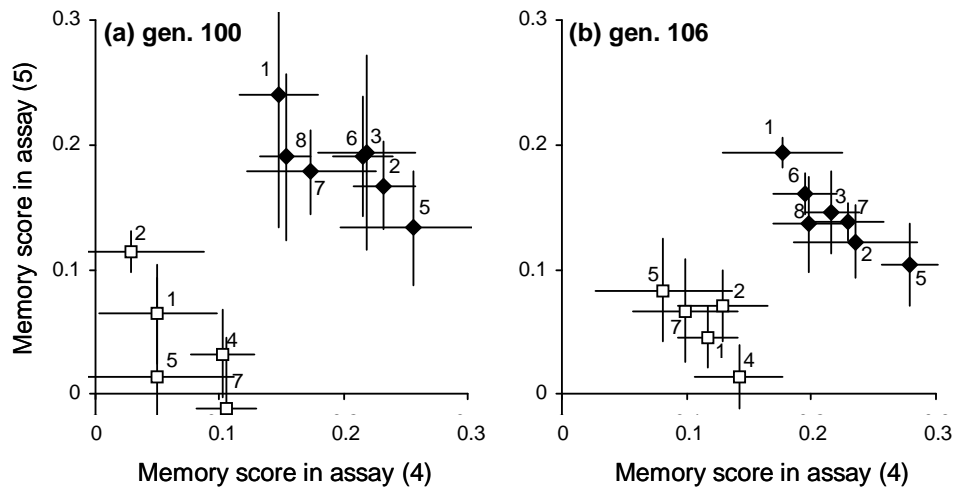


Figure 3. Relationship between memory scores (means \pm SE) in assays (4) and (5) across individual "High-learning" (filled diamonds) and "Low-learning" (open squares) lines. (a) Generation 100; four replicates per line and assay. (b) Generation 106, 8-10 replicates per line and assay. The numbers next to symbols indicate line identity.

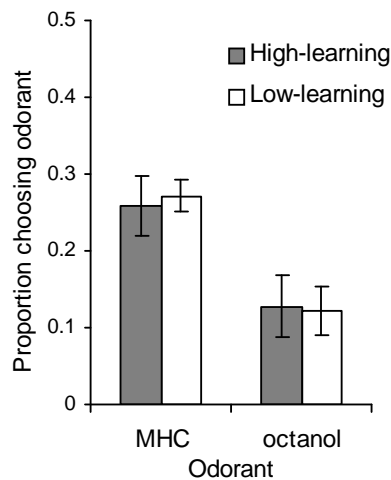


Figure 4. Unconditioned responses of the "High-" and "Low-learning" lines to the odorants used in the memory assays. The graph shows the proportion (means \pm SE) of flies choosing an odorant (octanol or methylcyclohexanol in paraffin) over the odor of paraffin only.