


RESEARCH ARTICLE

Open Access



Variation in GP decisions on antihypertensive treatment in oldest-old and frail individuals across 29 countries

Sven Streit^{1†} , Marjolein Verschoor^{1†}, Nicolas Rodondi^{1,2}, Daiana Bonfim³, Robert A. Burman⁴, Claire Collins⁵, Gerasimovska Kitanovska Biljana⁶, Sandra Gintere⁷, Raquel Gómez Bravo⁸, Kathryn Hoffmann⁹, Claudia Iftode¹⁰, Kasper L. Johansen¹¹, Ngaire Kerse¹², Tuomas H. Koskela¹³, Sanda Kreitmayer Pešić¹⁴, Donata Kurpas¹⁵, Christian D. Mallen¹⁶, Hubert Maisonneuve¹⁷, Christoph Merlo¹⁸, Yolanda Mueller¹⁹, Christiane Muth²⁰, Marija Petek Šter²¹, Ferdinando Petrazzuoli^{22,23}, Thomas Rosemann²⁴, Martin Sattler²⁵, Zuzana Švadlenková²⁶, Athina Tatsioni²⁷, Hans Thulesius²⁸, Victoria Tkachenko²⁹, Peter Torzsa³⁰, Rosy Tsopra^{31,32}, Tuz Canan³³, Rita P. A. Viegas³⁴, Shlomo Vinker³⁵, Margot W. M. de Waal³⁷, Andreas Zeller³⁶, Jacobijn Gussekloo³⁷ and Rosalinde K. E. Poortvliet^{37*}

Abstract

Background: In oldest-old patients (>80), few trials showed efficacy of treating hypertension and they included mostly the healthiest elderly. The resulting lack of knowledge has led to inconsistent guidelines, mainly based on systolic blood pressure (SBP), cardiovascular disease (CVD) but not on frailty despite the high prevalence in oldest-old. This may lead to variation how General Practitioners (GPs) treat hypertension. Our aim was to investigate treatment variation of GPs in oldest-olds across countries and to identify the role of frailty in that decision.

Methods: Using a survey, we compared treatment decisions in cases of oldest-old varying in SBP, CVD, and frailty. GPs were asked if they would start antihypertensive treatment in each case. In 2016, we invited GPs in Europe, Brazil, Israel, and New Zealand. We compared the percentage of cases that would be treated per countries. A logistic mixed-effects model was used to derive odds ratio (OR) for frailty with 95% confidence intervals (CI), adjusted for SBP, CVD, and GP characteristics (sex, location and prevalence of oldest-old per GP office, and years of experience). The mixed-effects model was used to account for the multiple assessments per GP.

Results: The 29 countries yielded 2543 participating GPs: 52% were female, 51% located in a city, 71% reported a high prevalence of oldest-old in their offices, 38% and had >20 years of experience. Across countries, considerable variation was found in the decision to start antihypertensive treatment in the oldest-old ranging from 34 to 88%. In 24/29 (83%) countries, frailty was associated with GPs' decision not to start treatment even after adjustment for SBP, CVD, and GP characteristics (OR 0.53, 95%CI 0.48–0.59; ORs per country 0.11–1.78).

Conclusions: Across countries, we found considerable variation in starting antihypertensive medication in oldest-old. The frail oldest-old had an odds ratio of 0.53 of receiving antihypertensive treatment. Future hypertension trials should also include frail patients to acquire evidence on the efficacy of antihypertensive treatment in oldest-old patients with frailty, with the aim to get evidence-based data for clinical decision-making.

Keywords: Hypertension, Oldest-old, Clinical variation, General practitioners, Frailty, Elderly

* Correspondence: R.K.E.Poortvliet@lumc.nl

†Equal contributors

³⁷Department of Public Health and Primary Care, Leiden University Medical Center, Hippocratespad 21, 2333 ZD Leiden, The Netherlands
Full list of author information is available at the end of the article



Background

Hypertension is the most important preventable cause of poor cardiovascular outcome and is responsible for disability and deaths from stroke, myocardial infarction and other diseases [1]. Treating hypertension is beneficial and (since the 1990s) it is known that treatment also reduces stroke rates and myocardial infarction in patients aged >60 years [2–4]. As life expectancy has increased worldwide, a new term was needed to describe those in the fastest-growing age group expected to triple within the next 35 years [5], i.e. the group ‘oldest-old’ is now defined as those aged >80 years.

The population of the oldest-old is heterogeneous. Some oldest-old are very healthy whereas others are multimorbid with complex problems. Although the group of multimorbid oldest-old is rapidly increasing, most trials still exclude them. Messerli et al. highlighted this commonly-applied exclusion by applying exclusion criteria taken from 13 hypertension trials with oldest-old participants, to a primary care cohort of hypertensive patients aged >60 years [6]: in this case, $\geq 70\%$ of the oldest-old would have been excluded and they were both older and sicker.

The exclusion of such a large percentage of oldest-old has caused a serious gap in our knowledge and in guidelines to treat hypertension in patients with multimorbidity. Even more scarce are recommendations for frail patients: for example, of six current hypertension guidelines, only those of the European Society of Hypertension and of the European Society of Cardiology have a specific recommendation to leave decisions on antihypertensive therapy in the frail and oldest-old patients to the treating physician (class I C recommendation) [7].

Due to the current lack of clear evidence, the best management of hypertension in the oldest-old remains unknown; this may, in turn, lead to clinical variation. Although it is difficult to quantify, variation exists in the way that the best available evidence is applied in clinical practice [8]. Among the diverse reasons for this variation, the appropriateness of guidelines for physicians in treating specific groups of patients is of particular importance. However, to reduce clinical variation and improve quality of care/patient safety, there is a need to assess clinical variation among the oldest-old patients, who are consistently excluded from trials but suffer from both multimorbidity and frailty.

Therefore, the present study investigates clinical variation across countries of general practitioners’ (GPs) decisions to start antihypertensive treatment in patients aged >80 years. Our hypothesis was that *frailty* would be an important factor in deciding *not* to start antihypertensive treatment in clinical practice, although this is not specifically addressed in most guidelines.

Methods

Design

GPs from different countries were invited to participate in a survey based on case vignettes.

Setting

The aim was to recruit national representatives (defined as a GP in contact with a national GP network) of 40 countries on the European continent, and in Brazil and New Zealand. We also re-contacted six national representatives of GP networks participating in a previous survey [9]. Also invited to participate were: 1) national representatives of WONCA Europe (European Branch of the World Organization of National Colleges, Academies and Academic Associations of General Practitioners/Family Physicians) [10]; 2) the European General Practice Research Network (EGPRN) [11]; and 3) the Network of Junior GPs in Europe (the Vasco da Gama Movement, VdGM) [12].

The study was conducted in accordance with the Declaration of Helsinki [13]. Because the responses of GPs were collected anonymously, most countries required no approval from an ethics committee. In countries where approval was mandatory (Switzerland, Brazil), a waiver from the ethics committee was obtained. In New Zealand, approval for the study was granted by the University of Auckland Ethics Committee.

Participants

All national representatives were asked to include as many GPs as possible from their GP network. Because primary care surveys usually score low on response rates, we regularly reported the numbers of participating GPs to the national coordinators, so they could send reminders if needed. The only inclusion criterium for the survey was to be actively working as a GP; this was asked at the beginning of the survey. Participants who did not meet this criterium (e.g. due to retirement) were excluded from completing the survey.

Procedures

Beforehand, we developed/tested the survey for optimal technicality between SurveyMonkey (www.surveymonkey.com, Palo Alto, CA, USA) and Stata, among five GPs. Then, to test for clarity/feasibility, the survey was piloted among a sample of 16 physicians working in Switzerland.

National representatives translated the survey from English to their own language. Finally, the survey was available in 21 languages. National representatives of Greece, Israel and Finland decided to distribute the survey in English. The correctness of all translations was evaluated by the team of collaborators.

The survey can be accessed online (see Additional file 1). First, we asked the GP’s gender, office location (city, suburban, rural), and years of experience working as a GP (in 5-

years bands). Second, GPs were asked to estimate the proportions of patients aged >80 years attending their GP office. Third, eight case vignettes were presented of oldest-old patients of both gender, presenting for a routine visit in a GP office without blood pressure-related symptoms and not receiving any antihypertensive treatment. For each case vignette, GPs were asked to decide if they would start antihypertensive treatment. All case vignettes differed in three primary characteristics: systolic blood pressure (SBP), cardiovascular disease (CVD), and frailty (see Additional file 2). SBP was either 140 mmHg or 160 mmHg. CVD was either present (e.g. case vignettes with a history of myocardial infarction or stroke) or absent. Because the condition of frailty lacks a common definition [14], we stated that frailty is defined as patients with at least two of the following criteria: unintentional weight loss, exhaustion, low level of activity, muscle weakness, and slow gait speed. Thus, a patient with a low level of activity and unintentional weight loss was considered to be frail. To facilitate filling in the survey, for each case vignette we indicated one of the following statements: “*You consider this patient to be frail*” or “*You don’t consider this patient to be frail*”.

The survey was distributed by email between March 9 and July 31 2016. As the only exception, Ukraine distributed the survey on paper during a regional GP meeting because there is insufficient internet access for GPs in Ukraine.

Statistical analysis

To describe baseline characteristics, proportions were calculated for dichotomized or categorized data, and means were calculated for continuous data.

To assess international variation in decisions for treatment, per country the crude proportions and confidence intervals (CI) were calculated for GPs who would start treatment.

To assess the role of frailty in the decision to start treatment per country, odds ratios (ORs) and CI were calculated per country using a mixed-effects model adjusted for GP’s gender, years of experience, office location, prevalence of oldest-old in the GP practice, guideline compliance, SBP, and CVD. The mixed-effects model was used to account for the multiple assessments per GP. The estimate of each country was presented on a forest plot.

For each case vignette, we calculated the crude proportions of GPs starting treatment and also compared two corresponding case vignettes (e.g. in Case 1 the patient is not frail, whereas in Case 2 the patient is frail).

To assess the overall influence of SBP, CVD and frailty, the same mixed-effects model was used but, in addition, clustering within countries was taken into account.

A two-sided *p*-value of 0.05 was considered statistically significant. Analyses were performed with STATA 14.2 (StataCorp, College Station, TX, USA).

Results

From March through July 2016, we contacted 40 national representatives from Europe, Brazil, Israel, Russia, and New Zealand and received replies from 29 countries. Overall, 13,671 GPs were invited, of whom 2585 responded. Subsequently, 42 respondents were excluded because they were no longer working as a GP, resulting in 2543 participants. The median response rate was 26% (IQR 10–62%) (see Additional file 3).

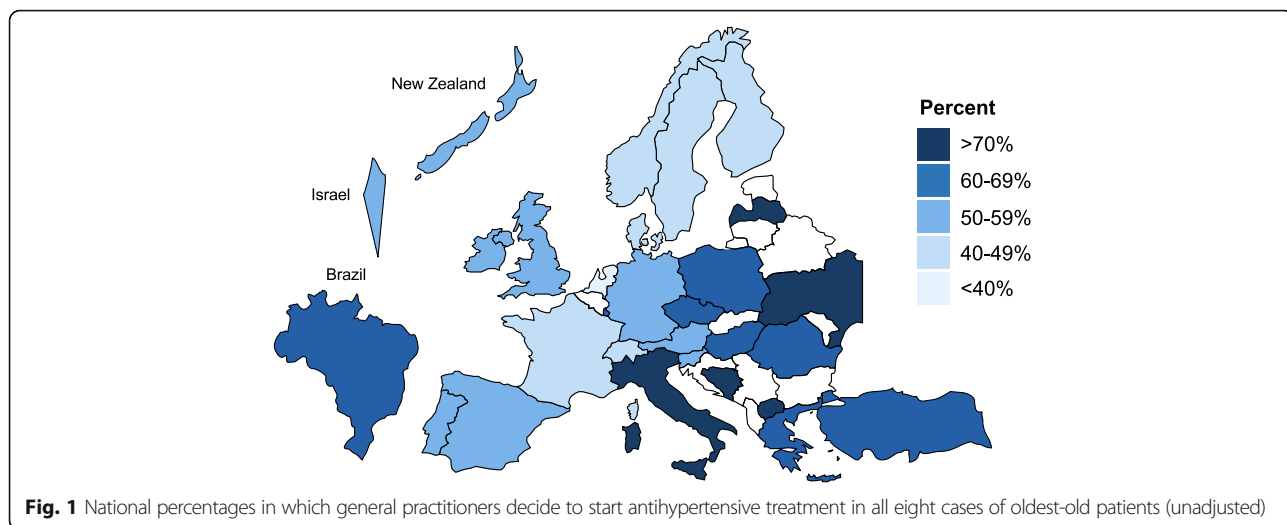
Table 1 presents the baseline characteristics of the participating GPs; 52.3% were female, 50.8% lived in a city, and 37.6% had >20 years of experience. The majority of GPs (61.3%) estimated the prevalence of the oldest-old patients in their practice to be >10%.

Overall, the crude proportions of treatment varied considerably between countries (Fig. 1). For example, the lowest proportion of treatment was found in the Netherlands (34.2%; 95% CI 32.0–36.5%) whereas Ukraine had the highest proportion (88.3%; 95% CI 85.3–90.9%).

Figure 2 shows the GPs’ treatment probability in frail oldest-old compared to non-frail oldest-old for each of the 29 countries. Overall, the treatment probability for all countries was OR 0.59 (95% CI 0.47–0.75) and the probability per country ranged from OR 0.11 in New Zealand to 1.78 in the Czech Republic. In 8/29 (28%) countries (i.e. New Zealand, Finland, Denmark, the Netherlands, Ireland, Switzerland, France and Israel) we are 95% confident that GPs would be less likely to start antihypertensive treatment in the frail oldest-old patients compared to the non-frail oldest-old patients. In 16/29 (55%) countries, an OR <1 was found but a

Table 1 Baseline characteristics of participating GPs from 29 countries

Baseline characteristics (N = 2543)	n (%)
Female GP	1341 (52.3)
Practice location	
City	1292 (50.8)
Suburban	599 (23.6)
Rural	651 (25.6)
Experience as GP	
< 5 years	471 (18.5)
5–10 years	445 (17.5)
11–15 years	341 (13.4)
16–20 years	328 (12.9)
> 20 years	956 (37.6)
Self-estimated prevalence of patients >80 years at own practice	
< 10%	851 (38.7)
10–20%	865 (39.4)
21–30%	323 (14.7)
> 30%	159 (7.2)



95% CI including 1; this larger 95% CI was due to the lower number of respondents per country (<30 per country in 45% of all countries). In 5/29 (17%) countries, the OR was >1 but (to a large extent) the 95% CI included 1.

GPs' decision to treat hypertension in the oldest-old varied considerably, ranging from 17.3% to 96.8% according to the specific case vignette (Table 2). The lowest level of treatment decision was scored in those case vignettes that included no frailty, no CVD, and a SBP

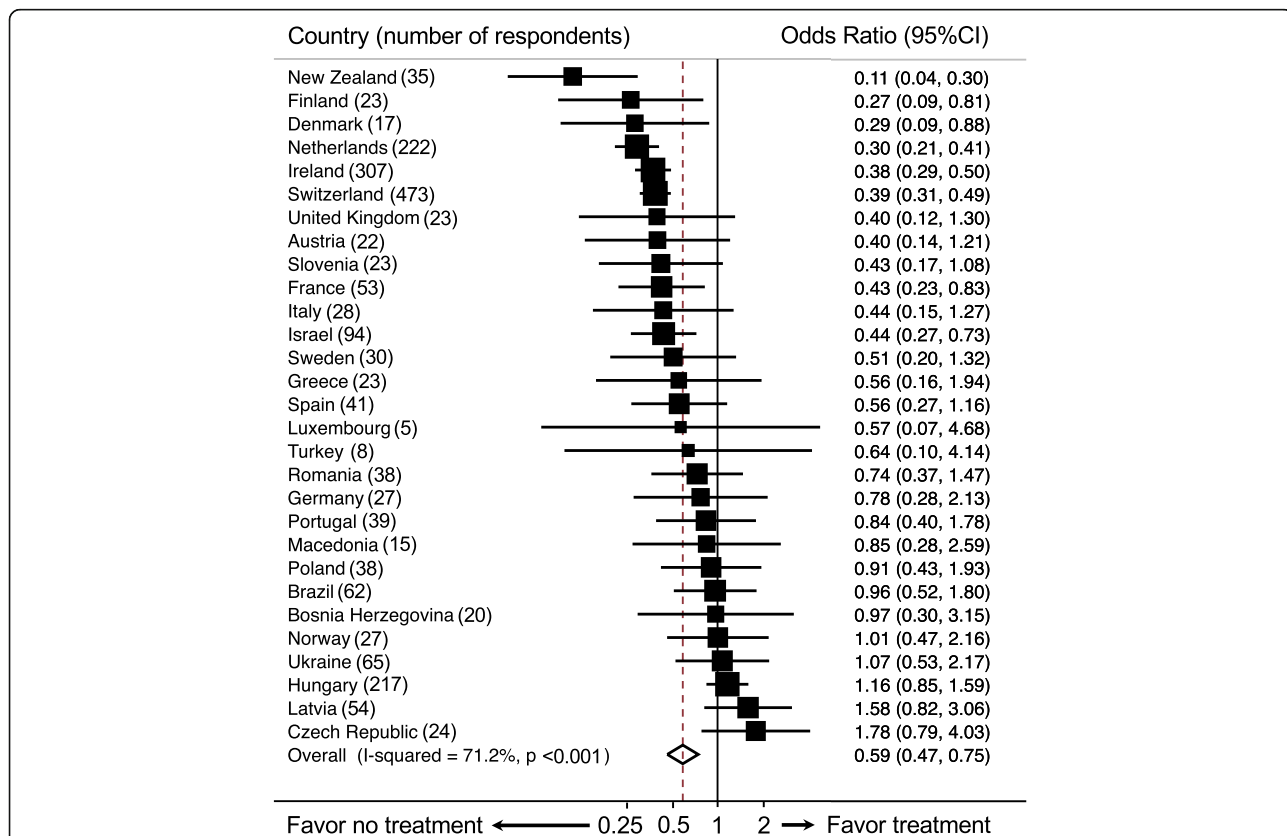


Table 2 Percentages of general practitioners (GPs) starting antihypertensive treatment for the eight individual cases ($n = 2053$ GPs)

Cases	Proportion of GPs starting treatment % (95% CI)	Case Characteristics		
		Frailty	CVD	SBP 160 mmHg
Overall	54.9 (54.1–55.7)			
Case 1	17.3 (15.7–19.0)	–	–	–
Case 2	18.2 (16.6–20.0)	+	–	–
Case 3	85.4 (83.7–86.9)	–	–	+
Case 4	75.6 (73.6–77.5)	+	–	+
Case 5	96.8 (95.9–97.5)	–	+	+
Case 6	84.9 (83.2–86.4)	+	+	+
Case 7	32.5 (30.4–34.6)	–	+	–
Case 8	29.5 (27.5–31.6)	+	+	–

CVD cardiovascular disease, SBP systolic blood pressure

Although 2543 GPs participated, missing data on GPs' decisions to treat the eight cases means that only 2053 GPs are included here

140 mmHg (17.3%; 95% CI 15.7–19.0%). The case vignettes that included CVD, SBP 160 mmHg and no frailty scored the highest (96.8%; 95% CI 95.9–97.5%). Besides frailty (adjusted OR 0.53; 95% CI 0.48–0.59), a SBP of 140 mmHg (adjusted OR 0.01; 95% CI 0.01–0.01) and no CVD (adjusted OR 0.29; 95% CI 0.26–0.32) were also independent factors that caused GPs not to start treatment.

Discussion

After sampling >2500 GPs in 29 countries, this study revealed large clinical variation in starting antihypertensive treatment (ranging from 34 to 88%) based on case vignettes of oldest-old patients. As hypothesized, frailty proved to be an important patient characteristic for GPs in deciding whether or not to start antihypertensive treatment in 24/29 (83%) countries. The probability of a GP treating a frail patient was almost half that compared with a GP managing a non-frail patient. Current guidelines are clearer about the level of SBP related to initiating treatment; this was confirmed in the present study in which GPs were less inclined to start treatment in the case of SBP 140 mmHg compared to SBP 160 mmHg. Nevertheless, how to manage frailty will become increasingly important for an increasingly older and multimorbid population. When specific data from future trials that include frail patients become available, hypertension and other guidelines can be updated accordingly.

Scientific and clinical context of the results

Treatment goals for hypertension are constantly changing [15]. Recent trials including oldest-old patients indicate aiming at the lower levels of SBP [3, 16]. However, these latter patients may differ from the general population that GPs are managing, due to the extensively applied exclusion criteria for the older and sicker patients [6]. Therefore, it remains unclear whether lowering SBP in multimorbid and frail patients does in fact lead to

better outcomes. For example, in the SPRINT trial, frail patients showed smaller intertreatment group differences in SBP compared to non-frail patients, thus a lower SBP might be harder to achieve in frail patients [16]. On the other hand, there is evidence that frail oldest-old need a higher SBP. In a recent meta-analysis comparing pro- and retrospective cohort studies, Zhang et al. found that a higher SBP in frail oldest-old patients had a protective effect in lowering the risk of overall mortality [17]. Thus, current knowledge seems to be well summarized by Materson et al. who suggested to evaluate and treat frail oldest-old patients individually, while the healthier oldest-old should be treated regardless of their chronological age [18].

In the present study, this wide spectrum of recommendations and lack of clear evidence may partly explain the variation found between the participating countries. Differences in national guidelines/campaigns may have also led to differences between the countries. Nevertheless, this study confirmed our hypothesis that frailty is a factor that GPs take into consideration when starting antihypertensive treatment; moreover, we found that GPs were less likely to treat frail patients, even after adjusting for SBP and CVD. This is in line with findings from a Dutch qualitative study, where vulnerability was an important patient-related barrier for GPs when implementing guidelines for secondary cardiovascular prevention in oldest-old [19].

Interestingly, our findings share some findings and yet show difference with the only other published study on this topic. Mermans et al. conducted a similar survey among 305 GPs in Belgium. These authors also found large differences in treatment intentions for hypertension in the oldest-old patients between GPs and showed that there was a significant difference in the treatment intention of GPs between robust patients and strongly dependent patients. However, the stated that 'differences in the patients' level of dependency were not responsible for the variation in the overall treatment intention' [20].

However, on an international level, when including many countries, frailty was established as an important factor influencing GPs' treatment decisions.

Strengths and limitations

A strength of this study is the high number of countries and relatively large number of respondents (thanks to collaboration with WONCA Europe, EGPRN, and VdGM). Further, the sampled GPs were experienced with treating oldest-old patients. The inclusion of many countries enabled to produce a detailed map of treatment decision-making in Europe and elsewhere. In addition, we could establish that, in most countries, frailty is associated with a lower intention to treat, even when taking SBP and cardiovascular comorbidity into account.

This study has several limitations. First, although we report what the GPs stated they would do, this is not necessarily the same as what they would actually do. However, given the realistic case descriptions and the anonymous nature of the survey, we are relatively confident that this limitation has not introduced a systematic bias. Second, the response rate varied considerably between countries and the median rate was only 26%; this is a commonly occurring problem in primary care surveys [21]. However, our response rate was well within the range of other published survey among GPs in major journals [22]. Several reviews further noted that a low response rates in GP survey do not necessarily introduce selection bias [23, 24]. Third, in the case vignettes, only three patient characteristics were taken into consideration. However, because we focused on variation in treatment decision and the role of frailty in that decision, it was beyond the scope of this study to address all possible reasons related to GPs' treatment decision-making. Fourth, we mainly recruited one GP network per country, which is a selection of GPs dependent on their region of origin or area of interest; however, by adjusting our analysis for GP characteristics we aimed to take this possible confounder into account.

Implications

This study has several implications for research and clinical practice. First, the large variation in starting treatment in hypertensive oldest-old calls for high-quality cohort studies or (ideally) new hypertension trials specifically including frail patients to acquire evidence as to whether frailty is indeed an important factor when treating hypertension in oldest-old patients. Second, future studies should investigate whether treatment variation might be explained by e.g. the recommendations in guidelines that individual GPs follow. Third, qualitative studies could help us to understand more of the variation we have found. If reasons for the international variation in treatment are established, educational campaigns can be launched to unify the quality of care in Europe (and elsewhere) based on the

current body of evidence. Finally, future hypertension guidelines should stratify their recommendations not only for age, blood pressure level and cardiovascular comorbidity, but also for frailty.

Conclusions

In Europe, Brazil, Israel and New Zealand, GPs' decisions concerning starting antihypertensive treatment in the oldest-old varied considerably. Independently, the frail oldest-old patients had an almost 50% lower probability for their GP to consider them eligible to receive antihypertensive treatment. Future hypertension trials should also include frail patients to acquire evidence on the efficacy of antihypertensive treatment in oldest-old patients with frailty, with the aim to support and unify clinical decision-making.

Additional files

Additional file 1: Survey. (DOCX 49 kb)

Additional file 2: Characteristics of the eight case vignettes used in this survey. (DOCX 18 kb)

Additional file 3: Participating countries: number of invited GPs and response rates per country. (DOCX 21 kb)

Abbreviations

CI: Confidence interval; CVD: Cardiovascular disease; EGPRN: European General Practice Research Network; GP: General practitioner; IQR: Interquartile range; OR: Odds ratio; SBP: Systolic blood pressure; VdGM: The Vasco da Gama Movement; WONCA Europe: European Branch of the World Organization of National Colleges, Academies and Academic Associations of General Practitioners/Family Physicians

Acknowledgements

The authors thank Gunta Ticmane for helping to recruit the general practitioners in Latvia and thank all the participating general practitioners from the participating countries.

Funding

Dr. Streit's research is supported by grants (P2BEP3_165353) from the Swiss National Science Foundation (SNF) and the Gottfried and Julia Bangerter-Rhyner Foundation, Switzerland. This study was supported by the Swiss University Conference and the State Secretariat for Education, Research and Innovation (SUC project P-10).

Availability of data and materials

The dataset used and analysed during the current study is available from the corresponding author on reasonable request.

Authors' contributions

Dr. SS and Ms. MV contributed equally. Dr. SS, Dr. JG, Dr. RKEP had full access to all data in the study and take responsibility for the integrity of data and the accuracy of the data analysis. *Study concept and design:* SS, MV, JG, RKEP. *Acquisition, analysis, or interpretation of data:* all authors. *Drafting of the manuscript:* SS, MV, JG, RKEP. *Critical revision of the manuscript for important intellectual content:* all authors. *Statistical analysis:* SS, JG, RKEP. *Obtained funding:* SS, JG, NR. *Administrative, technical, or material support:* MV, SS, JG, RKEP. *Study supervision:* JG, RKEP. All authors read and approved the final manuscript.

Competing interests

The authors declare that they have no competing interests.

Consent for publication

Not applicable.

Ethics approval and consent to participate

The study was conducted in accordance with the Declaration of Helsinki. [13] Because the responses of GPs were collected anonymously, most countries required no approval from an ethics committee. GPs expressed their consent to participate by responding to our survey. In countries where approval was mandatory (Switzerland, Brazil), a waiver from the ethics committee was obtained. In New Zealand, approval for the study was granted by the University of Auckland Ethics Committee.

Publisher's Note

Springer Nature remains neutral with regard to jurisdictional claims in published maps and institutional affiliations.

Author details

¹Institute of Primary Health Care (BIHAM), University of Bern, Bern, Switzerland. ²Department of General Internal Medicine, Inselspital, Bern University Hospital, University of Bern, Bern, Switzerland. ³Hospital Israelita Albert Einstein, São Paulo, Brazil. ⁴Vennesla Primary Health Care Centre, Bergen, Norway. ⁵Irish College of General Practitioners, Dublin, Ireland. ⁶Department of Nephrology and Department of Family Medicine, University Clinical Centre, University St. Cyril and Methodius, Skopje, Macedonia. ⁷Faculty of Medicine, Department of Family Medicine, Riga Stradiņš University, Riga, Latvia. ⁸Institute for Health and Behaviour, Research Unit INSIDE, University of Luxembourg, Luxembourg. ⁹Department of General Practice and Family Medicine, Center for Public Health, Medical University of Vienna, Vienna, Austria. ¹⁰Timis Society of Family Medicine, Sano Med West Private Clinic, Timisoara, Romania. ¹¹Danish College of General Practitioners, Copenhagen, Denmark. ¹²School of Population Health, University of Auckland, Auckland, New Zealand. ¹³Department of General Practice, University of Tampere, Tampere, Finland. ¹⁴Family Medicine Department, Health Center Tuzla, Medical School, University of Tuzla, Tuzla, Bosnia and Herzegovina. ¹⁵Family Medicine Department, Wroclaw Medical University, Wroclaw, Poland. ¹⁶Primary Care and Health Sciences, Keele University, Keele, Staffordshire ST5 5BG, UK. ¹⁷Primary Care Unit, Faculty of Medicine, University of Geneva, Geneva, Switzerland. ¹⁸Institute of Primary and Community Care Lucerne (IHAM), Lucerne, Switzerland. ¹⁹Institute of Family Medicine Lausanne (IUMF), Lausanne, Switzerland. ²⁰Institute of General Practice, Goethe-University, Frankfurt / Main, Germany. ²¹Department for Family Medicine, Medical faculty, University of Ljubljana, Ljubljana, Slovenia. ²²SNAMID (National Society of Medical Education in General Practice), Prata Sannita, Italy. ²³Department of Clinical Sciences in Malmö, Centre for Primary Health Care Research, Lund University, Malmö, Sweden. ²⁴Institute of Primary Care, University Hospital Zurich, University of Zurich, Zurich, Switzerland. ²⁵SSLMG, Société Scientifique Luxembourgeoise en Médecine générale, Luxembourg, Luxembourg. ²⁶Ordinance Řepy, s.r.o., Prague, Prague, Czech Republic. ²⁷Research Unit for General Medicine and Primary Health Care, Faculty of Medicine, School of Health Sciences, University of Ioannina, Ioannina, Greece. ²⁸Family Medicine, Department of Clinical Sciences, Lund University, Malmö and senior researcher Region Kronoberg, Växjö, Sweden. ²⁹Department of Family Medicine, Institute of Family Medicine at Shupyk National Medical Academy of Postgraduate Education, Kiev, Ukraine. ³⁰Department of Family Medicine, Semmelweis University, Budapest, Hungary. ³¹LIMICS, INSERM, U1142, F-75006 Paris, Université Paris 13, Sorbonne Paris Cité, UMR_S 1142, F93000 Bobigny, Sorbonne Universités, UPMC Université Paris 06, UMR_S 1142, F75006 Paris, Paris, France. ³²Leeds Centre for Respiratory Medicine, St James's University Hospital, Beckett Street, Leeds LS9 7TF, UK. ³³Family Medicine Specialist, Kemaliye Town Hospital, Erzincan University, Erzincan, Turkey. ³⁴Family Doctor, Invited Assistant of the Department of Family Medicine, NOVA Medical School, Lisbon, Portugal. ³⁵Sackler Faculty of Medicine, Tel Aviv University, Tel Aviv, Israel. ³⁶Centre for Primary Health Care (uniham-bb), Basel, Switzerland. ³⁷Department of Public Health and Primary Care, Leiden University Medical Center, Hippocratespad 21, 2333 ZD Leiden, The Netherlands.

Received: 8 February 2017 Accepted: 11 April 2017

Published online: 20 April 2017

References

- Wilson PW. Established risk factors and coronary artery disease: the Framingham study. *Am J Hypertens*. 1994;7(7 Pt 2):75–125.
- Staessen JA, Fagard R, Thijs L, Celis H, Arabidze GG, Birkenhager WH, Bulpitt CJ, de Leeuw PW, Dollery CT, Fletcher AE, et al. Randomised double-blind comparison of placebo and active treatment for older patients with isolated systolic hypertension. The systolic hypertension in Europe (Syst-Eur) trial investigators. *Lancet*. 1997;350(9080):757–64.
- Beckett NS, Peters R, Fletcher AE, Staessen JA, Liu L, Dumitrascu D, Stoyanovsky V, Antikainen RL, Nikitin Y, Anderson C, et al. Treatment of hypertension in patients 80 years of age or older. *N Engl J Med*. 2008;358(18):1887–98.
- Prevention of stroke by antihypertensive drug treatment in older persons with isolated systolic hypertension. Final results of the Systolic Hypertension in the Elderly Program (SHEP). SHEP Cooperative Research Group. *JAMA*. 1991; 265(24):3255–3264.
- The United Nations: World Population Prospects: The 2012 Revision. Available at <http://esa.un.org/unpd/wpp>. Accessed 31 Mar 2017.
- Messerli FH, Sulicka J, Gryglewska B. Treatment of hypertension in the elderly. *N Engl J Med*. 2008;359(9):972–3. author reply 973–974
- Hypertension EETFFtMoA: 2013 Practice guidelines for the management of arterial hypertension of the European Society of Hypertension (ESH) and the European Society of Cardiology (ESC): ESH/ESC Task Force for the Management of Arterial Hypertension. *Journal of hypertension* 2013, 31(10):1925–1938.
- Kennedy PJ, Leathley CM, Hughes CF. Clinical practice variation. *Med J Aust*. 2010;193(8 Suppl):S97–9.
- den Elzen WP, Lefebvre-van de Fliert AA, Virgini V, Mooijaart SP, Frey P, Kearney PM, Kerse N, Mallen CD, McCarthy VJ, Muth C, et al. International variation in GP treatment strategies for subclinical hypothyroidism in older adults: a case-based survey. *Br J Gen Pract*. 2015;65(631):e121–32.
- <http://www.woncaeurope.org/>, Accessed 31 Mar 2017.
- <http://www.egpm.org/>, Accessed 31 Mar 2017.
- <http://vdgm.woncaeurope.org/>, Accessed 31 Mar 2017.
- World Medical A. World medical association Declaration of Helsinki: ethical principles for medical research involving human subjects. *JAMA*. 2013; 310(20):2191–4.
- Sternberg SA, Wershof Schwartz A, Karunanathan S, Bergman H, Mark Clarfield A. The identification of frailty: a systematic literature review. *J Am Geriatr Soc*. 2011;59(11):2129–38.
- Pfeffer MA, McMurray JJ. Lessons in uncertainty and humility - clinical trials involving hypertension. *N Engl J Med*. 2016;375(18):1756–66.
- Williamson JD, Supiano MA, Applegate WB, Berlowitz DR, Campbell RC, Chertow GM, Fine LJ, Haley WE, Hawfield AT, Ix JH, et al. Intensive vs standard blood pressure control and cardiovascular disease outcomes in adults aged ≥75 years: a randomized clinical trial. *JAMA*. 2016;315(24): 2673–82.
- Zhang XE, Cheng B, Wang Q. Relationship between high blood pressure and cardiovascular outcomes in elderly frail patients: a systematic review and meta-analysis. *Geriatr Nurs*. 2016;
- Materson BJ, Garcia-Estrada M, Preston RA. Hypertension in the frail elderly. *J Am Soc Hypertens*. 2016;10(6):536–41.
- van Peet PG, Drewes YM, Gussekloot J, de Ruijter W. GPs' perspectives on secondary cardiovascular prevention in older age: a focus group study in the Netherlands. *Br J Gen Pract*. 2015;65(640):e739–47.
- Mermans E, Degryse J, Vaes B. Treatment intentions of general practitioners regarding hypertension in the oldest old: a vignette study. *BMC Fam Pract*. 2016;17(1):122.
- McAvoy BR, Kaner EF. General practice postal surveys: a questionnaire too far? *BMJ*. 1996;313(7059):732–3. discussion 733–734
- Hyman DJ, Pavlik VN. Self-reported hypertension treatment practices among primary care physicians: blood pressure thresholds, drug choices, and the role of guidelines and evidence-based medicine. *Arch Intern Med*. 2000; 160(15):2281–6.
- Kellerman SE, Herold J. Physician response to surveys. A review of the literature. *Am J Prev Med*. 2001;20(1):61–7.
- Asch DA, Jedrzejewski MK, Christakis NA. Response rates to mail surveys published in medical journals. *J Clin Epidemiol*. 1997;50(10):1129–36.