



UNIL | Université de Lausanne

Unicentre
CH-1015 Lausanne
<http://serval.unil.ch>

Year: 2024

Implémentation de l'acide tranexamique en préhospitalier pour les victimes de traumatismes : étude rétrospective observationnelle des pratiques dans le canton de Vaud entre 2018 et 2021

GIRARDELLO Camille

GIRARDELLO Camille, 2024, Implémentation de l'acide tranexamique en préhospitalier pour les victimes de traumatismes : étude rétrospective observationnelle des pratiques dans le canton de Vaud entre 2018 et 2021

Originally published at : Thesis, University of Lausanne
Posted at the University of Lausanne Open Archive <http://serval.unil.ch>
Document URN : [urn:nbn:ch:serval-BIB_2C3FE3F934053](http://nbn:ch:serval-BIB_2C3FE3F934053)

Droits d'auteur

L'Université de Lausanne attire expressément l'attention des utilisateurs sur le fait que tous les documents publiés dans l'Archive SERVAL sont protégés par le droit d'auteur, conformément à la loi fédérale sur le droit d'auteur et les droits voisins (LDA). A ce titre, il est indispensable d'obtenir le consentement préalable de l'auteur et/ou de l'éditeur avant toute utilisation d'une oeuvre ou d'une partie d'une oeuvre ne relevant pas d'une utilisation à des fins personnelles au sens de la LDA (art. 19, al. 1 lettre a). A défaut, tout contrevenant s'expose aux sanctions prévues par cette loi. Nous déclinons toute responsabilité en la matière.

Copyright

The University of Lausanne expressly draws the attention of users to the fact that all documents published in the SERVAL Archive are protected by copyright in accordance with federal law on copyright and similar rights (LDA). Accordingly it is indispensable to obtain prior consent from the author and/or publisher before any use of a work or part of a work for purposes other than personal use within the meaning of LDA (art. 19, para. 1 letter a). Failure to do so will expose offenders to the sanctions laid down by this law. We accept no liability in this respect.



UNIL | Université de Lausanne

Faculté de biologie
et de médecine

UNIVERSITE DE LAUSANNE - FACULTE DE BIOLOGIE ET DE MEDECINE

Département des Centres interdisciplinaires

Service des Urgences

Implémentation de l'acide tranexamique en préhospitalier pour les victimes de traumatismes : étude rétrospective observationnelle des pratiques dans le canton de Vaud entre 2018 et 2021

THESE

préparée sous la direction du Docteur Mathieu PASQUIER
avec la co-direction du Docteur François-Xavier AGERON

et présentée à la Faculté de biologie et de médecine de
l'Université de Lausanne pour l'obtention du grade de

DOCTEUR EN MEDECINE

par

Camille GIRARDELLO

Médecin diplômé(e) de la Confédération Suisse
Originaire de Bex (Vaud/Suisse)

Lausanne
2024

IMPRIMATUR

La Faculté de biologie et médecine de l'Université de Lausanne, sur proposition du jury, autorise l'impression de la thèse de doctorat rédigée par

Camille GIRARDELLO

intitulée

Implémentation de l'acide tranexamique en pré-hospitalier pour les victimes de traumatismes : étude rétrospective observationnelle des pratiques dans le canton de Vaud entre 2018 et 2021

sans se prononcer sur les opinions exprimées dans cette thèse.

Directeur	Docteur Mathieu François Pasquier
Co-directeur	Docteur François-Xavier Ageron
Expert interne	Docteur Carlo Marcucci
Vice-directeur de l'École doctorale	Professeur John Prior

Lausanne, le 07.10.2024



pour Le Doyen
de la Faculté de Biologie et de Médecine

Monsieur le Professeur John Prior
Vice-Directeur de l'École doctorale

Résumé

Contexte

L'acide tranexamique (TXA) réduit la mortalité chez les patients traumatisés et devrait être administré dès que possible après le traumatisme. Malgré les directives internationales recommandant le TXA en préhospitalier, son utilisation reste faible. Le but de cette étude est d'évaluer l'administration préhospitalière de TXA pour les patients traumatisés dans une région de Suisse.

Méthode

Il s'agit d'une étude observationnelle rétrospective réalisée entre 2018 et 2021 dans le canton de Vaud en Suisse. Les critères d'inclusion sont les traumatismes chez les patients ≥ 18 ans pour lesquels une ambulance ou un hélicoptère a été dépêché. Le critère d'exclusion est un traumatisme mineur (score NACA < 3). Le résultat principal est la proportion de patients traités par TXA conformément aux directives. Les directives européennes sont représentées par le risque de décès par hémorragie (calculé rétrospectivement à l'aide du score Bleeding Audit Trauma and Triage [BATT]). Les facteurs ayant un impact sur la probabilité de recevoir du TXA sont évalués avec des modèles de régression multivariés.

Résultats

Sur les 13 944 patients inclus dans l'étude, 2 401 (17,2 %) sont considérés à risque de décès par hémorragie. Parmi eux, 257 (11 %) ont reçu du TXA en préhospitalier. Cela représente 38% des patients répondant aux directives américaines. Pour les directives européennes, le taux de traitement augmente avec le risque de décès par hémorragie : 6 % (IC 95 % 4,4-7,0) pour un risque faible (score BATT 3-4) ; 13 % (IC 95 % 11,1-15,9) pour un risque intermédiaire (score BATT 5-7) ; et 21 % (IC 95 % 17,6-25,6) pour un risque élevé (score BATT ≥ 8) ($p < 0,01$). Les femmes et les personnes âgées sont moins souvent traitées que les hommes et les patients plus jeunes, indépendamment du risque de décès par hémorragie et du mécanisme lésionnel.




Conclusion

La proportion de patients traumatisés recevant du TXA dans le système préhospitalier du canton de Vaud en Suisse est faible, avec une proportion encore plus faible chez les femmes et les patients plus âgés. Les raisons de ce sous-traitement sont multifactorielles et devraient être évaluées par des études spécifiques pour les clarifier et corriger.



OPEN ACCESS

Evaluation of the prehospital administration of tranexamic acid for injured patients: a state-wide observational study with sex and age-disaggregated analysis

Camille Girardello ^{1,2}, Pierre-Nicolas Carron,^{1,2} Fabrice Dami ¹, Vincent Darioli,¹ Mathieu Pasquier ^{1,2}, François-Xavier Ageron ^{1,2}

Handling editor Jason E Smith

► Additional supplemental material is published online only. To view, please visit the journal online (<https://doi.org/10.1136/emered-2023-213806>).

¹Emergency Department, Lausanne University Hospital, Lausanne, Switzerland
²University of Lausanne, Lausanne, Switzerland

Correspondence to

Dr Camille Girardello, Emergency Department, Lausanne University Hospital, Lausanne, Switzerland; camille.girardello@chuv.ch

Received 26 November 2023
Accepted 28 April 2024



► <http://dx.doi.org/10.1136/emered-2024-214194>



© Author(s) (or their employer(s)) 2024. Re-use permitted under CC BY. Published by BMJ.

To cite: Girardello C, Carron P-N, Dami F, et al. *Emerg Med J* Epub ahead of print: [please include Day Month Year]. doi:10.1136/emered-2023-213806

ABSTRACT

Background Tranexamic acid (TXA) decreases mortality in injured patients and should be administered as soon as possible. Despite international guidelines recommending TXA in the prehospital setting, its use remains low. The aim of this study was to assess the prehospital administration of TXA for injured patients in a Swiss region.

Methods We conducted a retrospective observational study in Switzerland between 2018 and 2021. Inclusion criteria were injured patients ≥ 18 years for whom an ambulance or helicopter was dispatched. The exclusion criterion was minor injury defined by a National Advisory Committee for Aeronautics score < 3 . The primary outcome was the proportion of patients treated with TXA according to guidelines. The European guidelines were represented by the risk of death from bleeding (calculated retrospectively using the Bleeding Audit for Trauma and Triage (BATT) score). Factors impacting the likelihood of receiving TXA were assessed by multivariate analysis.

Results Of 13 944 patients included in the study, 2401 (17.2%) were considered at risk of death from bleeding. Among these, 257 (11%) received prehospital TXA. This represented 38% of those meeting US guidelines. For European guidelines, the treatment rate increased with the risk of death from bleeding: 6% (95% CI 4.4% to 7.0%) for low risk (BATT score 3–4); 13% (95% CI 11.1% to 15.9%) for intermediate risk (BATT score 5–7); and 21% (95% CI 17.6% to 25.6%) for high risk (BATT score ≥ 8) ($p < 0.01$). Women and the elderly were treated less often than men and younger patients, irrespective of the risk of death from bleeding and the mechanism of injury.

Conclusion The proportion of injured patients receiving TXA in the prehospital setting of the State of Vaud in Switzerland was low, with even lower rates for women and older patients. The reasons for this undertreatment are probably multifactorial and would require specific studies to clarify and correct them.

INTRODUCTION

Injuries are one of the leading causes of death worldwide, with more than 450 000 deaths in Europe in 2019.¹ As haemorrhage is the leading cause of preventable traumatic death,² it is crucial to identify and treat it as soon as possible, starting

WHAT IS ALREADY KNOWN ON THIS TOPIC

- ⇒ Tranexamic acid (TXA) reduces mortality related to post-traumatic haemorrhage but current implementation studies show that the proportion of patients treated is too low.
- ⇒ Previous implementation studies have assessed the treatment proportions for high-risk injured patients without considering low-to-moderate risk injuries or looking for explanatory factors.

WHAT THIS STUDY ADDS

- ⇒ This retrospective study of the State of Vaud, Switzerland, including a large sample of trauma patients, found that the administration of TXA was low.
- ⇒ Using the Bleeding Audit for Trauma and Triage score to determine the need for TXA objectively, we found that TXA treatment increased significantly with the risk of bleeding death. However, women and older patients were less likely to be treated, even after adjusting for risk of major bleeding, age and mechanism of injury.
- ⇒ Although paramedics were required to call a medical team (mobile intensive care unit, MICU) for cases at risk of significant bleeding to administer TXA, MICU dispatch rates were low. Even when MICU was dispatched, treatment levels were suboptimal.

HOW THIS STUDY MIGHT AFFECT RESEARCH, PRACTICE OR POLICY

- ⇒ Further studies are needed to determine why TXA overall is underprescribed and specifically why women and older patients are less likely to receive it.
- ⇒ Authorising paramedics to give TXA to patients with or at risk of significant bleeding could also help increase the treatment rate.
- ⇒ As European guidelines do not provide clear guidance, an objective score to guide TXA administration and prevent bias may be useful.

in the prehospital phase. Tranexamic acid (TXA) has been shown to reduce death in injured patients^{3–5} and should be administered within 3 hours after injury,⁶ as further delay reduces its effectiveness.^{5,7,8}

Prehospital administration of TXA is safe^{3 9 10} and allows for a reduction of time to treatment.¹¹ However, despite strong evidence of TXA effectiveness in trauma, many injured patients who might benefit from it are not treated.^{12–14}

There are multiple reasons why prehospital TXA is underused, including lack of knowledge about TXA, fear of side effects, difficulty in identifying patients at risk of bleeding, lack of specific local protocols and lack of clear treatment criteria.¹⁵ Different approaches exist between Europe and the USA regarding which patients should be treated. US guidelines recommend a restrictive use of TXA only for high-risk injured patients in the field (systolic BP (SBP) <90 mm Hg and HR >120 bpm).¹⁶ European guidelines recommend a wider use for injured patients at risk of significant bleeding, that is, as soon as possible, with administration during transport to the hospital.⁶

Previous studies on the implementation of TXA in the trauma population have all involved patients with high-risk injuries, without considering cases with low-to-moderate risk injuries, which represent most of trauma population in EDs. Furthermore, these studies did not assess treatment bias or any explanatory factors for these low treatment rates.^{12–14}

The aim of this study was to retrospectively assess the prehospital administration of TXA for a broad cross section of trauma patients and to explore the factors affecting the likelihood of receiving TXA.

METHODS

Setting

The emergency medical service system of the State of Vaud, Switzerland, serves a population of approximately 800 000 people. It is a two-tier system with a criteria-based dispatch centre staffed by certified nurses and paramedics. Ambulance crews, made up of paramedics, can work autonomously following state protocols to provide intravenous access, administer emergency drugs and initiate and terminate resuscitation. A mobile intensive care

unit (MICU) staffed with a prehospital emergency physician may be sent by road or helicopter, by the dispatch centre or at the request of the paramedics on-site. The severity of each case is determined at the end of the mission by the prehospital providers according to the National Advisory Committee for Aeronautics (NACA) score. This score ranges from 0 (no injury or disease) to 7 (death on-site) and describes the patient's most severe situation during the entire prehospital mission.

Prehospital administration of TXA for injured patients was introduced in European guidelines in 2013,¹⁷ in US guidelines in 2016¹⁶ and in the Vaud trauma system in 2015. Indications for the use of TXA in Vaud guidelines are based on the European guidelines⁶ and the inclusion criteria of the clinical randomisation of an antifibrinolytic in significant haemorrhage 2 (CRASH-2) trial³ and include injured patients with or at risk of significant bleeding. TXA was initially limited to administration by physicians, but since 2021, use by paramedics is permitted for injured patients with SBP <70 mm Hg if the MICU is unavailable.

Study design and population

This is a retrospective observational study based on data collected prospectively in the prehospital electronic charts. We included all patients aged 18 years and over who required prehospital care for trauma in the State of Vaud between 1 January 2018 and 30 June 2021. Patients with a NACA score <3 were excluded as they were likely to present minor injuries for which TXA treatment was not indicated.

Data collection

We collected the following data: sex; age; first prehospital vital signs (SBP, HR, RR, GCS); NACA score; circumstances of the injury; prehospital mortality; prehospital interventions (intubation, vasopressors and TXA administration); transport destination; type of transport (ambulance vs helicopter); prehospital

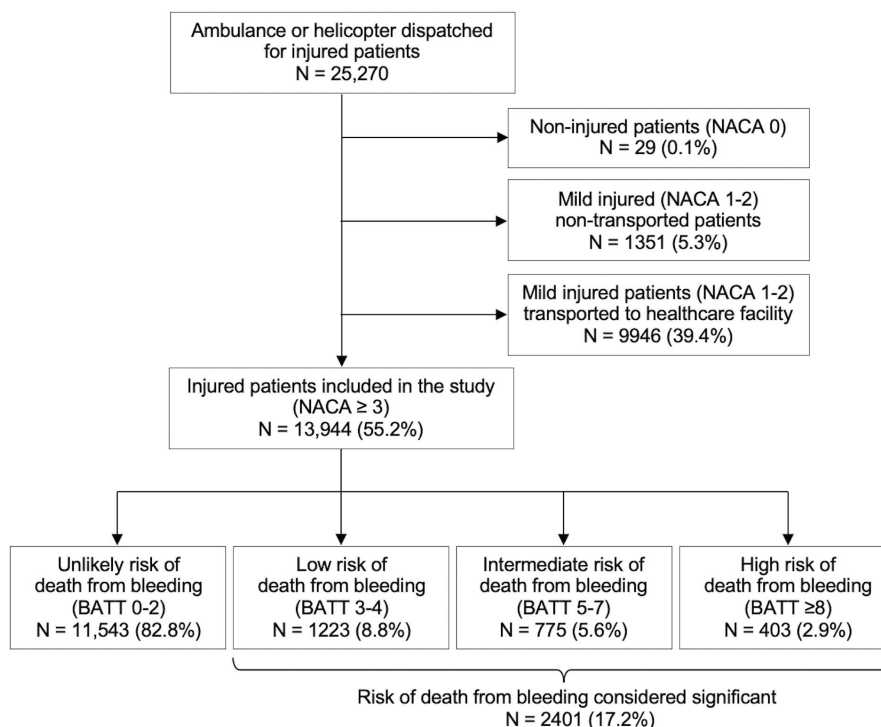


Figure 1 Flow chart of the study population, Vaud, Switzerland, 2018–2021. BATT, Bleeding Audit for Trauma and Triage; NACA, National Advisory Committee for Aeronautics (score)

time intervals¹⁸; and whether a MICU was dispatched or not. TXA administration is a routine variable collected in the patient's electronic chart. To limit omissions related to TXA administration, we performed keyword searches in the free text in the electronic chart completed by the prehospital providers.

Outcome and comparison

The primary outcome was the proportion of injured patients receiving prehospital TXA. As not all injured patients benefit from TXA, we analysed the proportion of prehospital treatment by considering the following treatment criteria: US guidelines recommend prehospital TXA treatment for an injured patient with SBP < 90 mm Hg and HR > 120 bpm,¹⁶ and European guidelines recommend TXA administration in injured patients with or at risk of significant bleeding.⁶

To represent European guidelines criteria, we assessed prehospital TXA administration according to the baseline risk of significant bleeding using the Bleeding Audit for Trauma and Triage (BATT) score. This score is an internationally validated, prognostic model predicting the baseline risk of death from bleeding with variables available at the injury scene (age, SBP, HR, RR, GCS and mechanism of injury (MOI)).^{19,20} The BATT score was calculated retrospectively for all patients using the data available in the prehospital records (supplemented with imputed data where necessary), and it stratified injured patients into different levels of life-threatening bleeding: unlikely risk (BATT 0–2; risk of death from bleeding < 1%); low risk (BATT 3–4; risk of death from bleeding 1%); intermediate risk (BATT 5–7; risk of death from bleeding 5%); and high risk (BATT ≥ 8; risk of death from bleeding 15%). As European guidelines do not specify what constitutes a risk of significant bleeding, we have presented analyses according to three different levels of risk: low, intermediate and high bleeding risk as potential indications for TXA administration. Currently, no prospective studies evaluate the BATT score as a criterion for prehospital administration of TXA, so that the treatment threshold may vary according to the context. In this way, each system can decide the risk level to treat.

Although TXA was not available in every ambulance at the start of the study, all patients had the opportunity to be treated if paramedics identified a significant risk of bleeding and requested a MICU dispatch. This study aims to assess the number of patients treated among the total number of patients for whom treatment was indicated.

Statistical analysis

We described categorical variables as frequency and percentages and continuous variables as the mean and SD if normally distributed, or as the median and IQR if not normally distributed. We compared categorical variables using Pearson's χ^2 test, continuous and normally distributed variables using Student's t-test and continuous and not normally distributed variables using the Wilcoxon-Mann-Whitney test.

We summarised the characteristics of the study population and assessed TXA administration. We plotted the proportion of prehospital TXA administration by different treatment criteria: (1) US guidelines and (2) European guidelines according to the different levels of the baseline risk of death from bleeding (BATT score) in low, intermediate and high-risk patients.

Exploratory analyses with multivariate logistic regression were performed to identify factors affecting the likelihood of receiving TXA. As potential effect modifiers on TXA administration were expected, interactions between sex, age, MOI and the baseline risk of death from bleeding (based on the BATT score

including SBP, HR and GCS) were assessed. We performed a sex and age-disaggregated analysis as recommended by the Sex and Gender Equity in Research guidelines of the European Association of Science Editors.²¹

Missing values for the prehospital vital signs required to calculate the BATT score ranged from 0% to 21%. We performed multiple imputations by chained equations using SBP, HR, RR, GCS, age, the NACA score, early death, intubation and MICU dispatched as covariables. We drew 20 datasets to fill in the missing values. The sample size was fixed due to the retrospective study design. For the explanatory analysis using a multivariate logistic regression model, we were careful not to include many covariables to respect at least 20 events of the outcome per variable. As a sensitivity analysis, we performed a complete case analysis of the main analysis presented in the online supplemental material.

RESULTS

Description of TXA administration

Between 2018 and 2021, an ambulance or helicopter was dispatched for 25 270 injured patients in the State of Vaud. Patients with a NACA score < 3 (11 326) were excluded (figure 1). Among 13 944 patients who met the study inclusion criteria, 2401 (17.2%) were considered at significant risk of death from bleeding according to the BATT score (used to represent European guidelines) (figure 1). Among all patients included in the study, 13 (0.09%) met the treatment criteria of the US guidelines, of whom five (0.04%) were treated. Patient characteristics are shown in table 1, and prehospital interventions are shown in table 2. The proportion of patients who received prehospital TXA increased significantly with the increased risk of death from bleeding, ranging from 6% for those at low risk to 21% for high-risk patients ($p < 0.01$) (figure 2, with complete case sensitivity analysis in online supplemental file 1). Table 2 highlights that even in the case of MICU dispatch, treatment rates remain low in all risk categories, varying between 22% and 29% depending on the haemorrhagic risk. The proportion of patients treated with TXA was significantly lower for women than men (74 women (6.2%) vs 183 men (15.1%); $p < 0.001$), except for high-risk (BATT ≥ 8) patients where the treatment rate was similar for both sexes (women 22% vs men 21%; $p = 0.86$) (figure 2). Figure 3 illustrates TXA administration for patients fulfilling different treatment criteria categories. Irrespective of the treatment criteria, the proportion of patients treated was low, and this was also true for patients for whom a MICU was dispatched (online supplemental file 2). Since 2021, only two patients fulfilled the criteria for the paramedic administration of TXA (ie, injured patients with SBP < 70 mm Hg), both having a MICU on-site.

Factors affecting the likelihood of receiving TXA

Women were less likely to be treated than men, with a crude OR of 0.28 (95% CI 0.22 to 0.35; $p < 0.001$) for TXA administration compared with men. After adjustment for the risk of significant bleeding (including SBP, HR, GCS), age and MOI (high energy and/or penetrating), women were still less treated (adjusted OR 0.75; 95% CI 0.58 to 0.99; $p = 0.042$). We found significant interactions between sex and the risk of significant bleeding ($p = 0.007$), between sex and age ($p = 0.015$), between sex and MOI ($p = 0.009$) and between age and MOI ($p < 0.001$) (online supplemental file 3). When combining interactions between sex, age and the risk of significant bleeding, women were treated less often than men in low and intermediate-risk patients, notably

Table 1 Patient characteristics, Vaud, Switzerland, 2018–2021

	Missing n (%)	Total (n=13 944)	Risk of death from bleeding*		
			Low (n=1223)	Intermediate (n=775)	High (n=403)
Sex (male), n (%)	7 (<0.1)	6277 (45)	516 (42)	406 (53)	286 (72)
Age (years), mean (SD)	8 (<0.1)	67 (23)	73 (22)	61 (23)	57 (23)
<40, n (%)		2380 (17)	164 (13)	166 (22)	115 (29)
40–54, n (%)		1678 (12)	67 (6)	134 (17)	74 (18)
55–74, n (%)		2836 (20)	147 (12)	200 (26)	82 (21)
≥75, n (%)		7042 (51)	845 (69)	271 (35)	128 (32)
First vital signs					
SBP (mm Hg), mean (SD)	1381 (10)	142 (28)	146 (26)	113 (34)	101 (39)
<90 mm Hg (%)		218 (2)	0 (0)	139 (18)	79 (20)
HR (bpm), mean (SD)	656 (5)	82 (19)	103 (19)	84 (21)	98 (28)
>110 bpm, n (%)		736 (5)	356 (29)	71 (9)	50 (12)
First GCS (points), median (IQR 25–75)	1147 (8)	15 (15–15)	15 (15–15)	15 (11–15)	3 (3–10)
3–8, n (%)		430 (3)	23 (2)	160 (21)	247 (61)
9–12, n (%)		184 (1)	30 (3)	98 (13)	19 (5)
13–15, n (%)		12 183 (87)	1104 (90)	448 (58)	70 (17)
NACA (points), mean (SD)	0 (0)	3.2 (1)	3.2 (1)	4.0 (1)	5.9 (1)
3 (injury requiring hospital admission), n (%)		12 281 (88)	972 (79)	406 (52)	33 (8)
4 (injury that can deteriorate vital signs), n (%)		955 (7)	199 (16)	134 (17)	30 (7)
5 (injury with acute threat to life), n (%)		345 (2)	46 (4)	137 (18)	87 (22)
6 (transported after stabilisation), n (%)		67 (<0.5)	5 (<0.5)	24 (3)	34 (8)
7 (lethal injury, died on-site), n (%)		296 (2)	1 (0)	74 (10)	219 (54)
Circumstances, n (%)	1773 (13)				
Transport accident, n (%)		2891 (21)	285 (23)	209 (27)	166 (41)
Low energy		1505 (11)	58 (5)	40 (5)	1 (0)
High energy		889 (6)	208 (17)	150 (19)	162 (40)
Unspecified		497 (4)	19 (2)	19 (2)	3 (1)
Weapons, n (%)		198 (1)	53 (4)	14 (2)	43 (11)
Firearms		50 (<0.5)	8 (1)	6 (1)	27 (7)
Stabbing		148 (1)	45 (4)	8 (1)	16 (4)
Fall, n (%)		8841 (63)	776 (63)	407 (53)	142 (35)
Low energy		8005 (57)	664 (54)	317 (41)	26 (6)
High energy		529 (4)	99 (8)	79 (10)	114 (28)
Unspecified		307 (2)	13 (1)	11 (1)	2 (1)
Struck/crush, n (%)		241 (2)	14 (1)	11 (1)	11 (3)
Mechanisms with severity criteria, n (%)		1704 (12)	379 (31)	233 (30)	329 (82)
Penetrating injury		250 (2)	70 (6)	22 (3)	53 (13)
High-energy injury		1483 (11)	321 (26)	219 (28)	285 (71)
All cause of prehospital death, n (%)		379 (3)	10 (1)	97 (13)	267 (66)

*Risk of death from bleeding according to the BATT score: low (BATT 3–4, risk 1%); intermediate (BATT 5–7, risk 5%); high (BATT≥8, risk 15%).

BATT, Bleeding Audit for Trauma and Triage; GCS, Glasgow Coma Scale; HR, heart rate; NACA, National Advisory Committee for Aeronautics (score); SBP, systolic BP; TXA, tranexamic acid.

in middle-aged (55–75 years; OR 0.60; 95% CI 0.41 to 0.88; $p=0.009$) and older women (≥75 years; OR 0.41; 95% CI 0.23 to 0.75; $p=0.004$) (online supplemental file 4). In general, older women were treated less, regardless of the risk of significant bleeding. The interaction between sex and MOI showed that women were also less treated than men for low-energy trauma, irrespective of age (OR 0.10; 95% CI 0.03 to 0.27; $p<0.001$). When the MOI was considered as high energy, the OR for TXA administration showed no statistically significant difference in women compared with men (OR 0.90; 95% CI 0.65 to 1.24; $p=0.511$). TXA administration by sex according to the different circumstances of trauma is summarised in online supplemental file 5, while online supplemental files 6 and 7 describe differences in the MOI by sex and age. Overall, the MICU was less

frequently dispatched for injured women (crude OR 0.34; 95% CI 0.31 to 0.38; $p<0.001$; adjusted OR 0.74; 95% CI 0.65 to 0.85; $p<0.001$). It was also dispatched less frequently for injured women than for men with low-energy trauma, regardless of age (OR 0.63; 95% CI 0.54 to 0.75; $p<0.001$). For high-energy trauma and/or penetrating injury, the MICU was dispatched less frequently only in older women (≥75 years; OR 0.54; 95% CI 0.30 to 0.98; $p=0.041$) (online supplemental file 8).

DISCUSSION

Only a small proportion of injured patients who might benefit were treated with TXA in our prehospital setting, irrespective of treatment criteria. Only 10–21% of patients were treated,

depending on the level of significant bleeding considered for European guidelines (low, intermediate or high risk). US guidelines were more restrictive and would have led to the treatment of only 13 (0.5%) of the 2401 patients considered to be at significant risk of death from bleeding in the European guidelines. Women and elderly patients were treated less often, regardless of the risk of significant bleeding or MOI. These inequities were mainly observed in the low and intermediate-risk categories of significant bleeding.

Previous implementation studies showed similar results with a low proportion of TXA administration.^{12–14} Despite high evidence of effectiveness, the implementation of TXA for injured patients remains suboptimal worldwide. Evidence shows that TXA is effective in various injured populations,²² with similar benefits for haemodynamically stable and unstable patients.²³ Recently, Bivens *et al* estimated that early TXA might save more than 3000 deaths per year in the USA if TXA was more widely given in the prehospital setting,²⁴ and they advocated implementing a TXA protocol for paramedics in each state.

European guidelines recommend using TXA in injured patients with or at risk of significant bleeding.⁶ As 'at risk of significant bleeding' is subject to different interpretations, many low and intermediate-risk patients were not treated. We have presented the results according to different levels of risk of death from bleeding so that everyone can interpret these results according to what they believe to be a significant risk of bleeding. If the prehospital identification of haemodynamically unstable patients is usually obvious, the discrimination of low and intermediate-risk patients is difficult and might lead to undertriage and undertreatment.²⁵

In our study, TXA administration was strongly associated with the MOI and its interaction with sex was significant and confounded the interaction with the risk of significant bleeding. In the absence of obvious abnormal vital signs at scene, we hypothesised that the initial assessment was more based on the MOI than objective criteria based on physiological parameters, patient age and frailty. The lack of objective evaluation may have led to inequities disadvantaging women and older patients.²⁶ Due to physiological changes and comorbidities, the elderly present a similar risk of death to younger patients for low-energy MOI, but at different thresholds of physiological variables.²⁷ These differences in treatment rates have already been illustrated in a sex-disaggregated analysis in the UK, which showed that women are treated less than men, despite a similar treatment effect.²⁸

A previous study assessed barriers and facilitators to the prehospital administration of TXA and described barriers such as difficulty in identifying patients at risk of bleeding, lack of specific local protocols and lack of clear treatment criteria.¹⁵ Therefore, we believe that we need to change the current protocols by including clearer and less subjective treatment criteria to improve practices. Using a trauma score may be helpful to fulfil the gap and tackle the biases observed in this study on TXA administration.²⁹ The BATT score was developed for the prehospital risk stratification of death from bleeding and to improve TXA administration. A BATT score ≥ 3 has recently been shown to be superior in identifying patients at risk of life-threatening bleeding compared with trauma scores predicting the need for massive transfusion with a low sensitivity for the risk of early death.²⁵ Using the BATT score with the decision to treat if the score is ≥ 3 could be an appropriate treatment criterion in our system, leading to the treatment of $<10\%$ of injured patients for whom an ambulance is dispatched. This would allow for broader TXA treatment with a preventive goal that would significantly

impact on mortality. Monitoring practices in the prehospital setting is essential to observe practice improvement, and trauma registries should include TXA administration and time to administration data. This is also necessary to explore and understand the barriers used by paramedics and physicians leading to sex and age bias in the treatment of trauma and thus to reduce the associated inequities.

Strengths and limitations

The main strength of our study is the use of a well-designed inception cohort. A broad cross section of trauma patients is assessed, including cases with a low-to-moderate risk of haemorrhagic death, which were not evaluated in previous implementation studies. Inclusion criteria focused on patients with prehospital management and a NACA score ≥ 3 . Selection bias may have occurred in describing the whole trauma population, but as our aim was to observe the administration of TXA, it is unlikely that the inclusion of all trauma patients would have changed the outcome. In addition, an electronic medical chart is created

Table 2 Prehospital interventions, Vaud, Switzerland, 2018–2021

	Total (n=13 944)	Risk of death from bleeding*		
		Low (n=1223)	Intermediate (n=775)	High (n=403)
Prehospital interventions, n (%)				
TXA	361 (3)	68 (6)	103 (13)	86 (21)
Intubation	193 (1)	10 (1)	85 (11)	92 (23)
Vasopressor treatment	196 (1)	5 (0)	58 (8)	129 (32)
MICU dispatched on-site				
MICU dispatched	1996 (14)	311 (25)	360 (46)	349 (87)
TXA if MICU dispatched	356 (17)	68 (22)	108 (29)	84 (24)
Transport destination, n (%)				
Trauma centre	5710 (41)	539 (44)	360 (46)	135 (33)
General hospital	7909 (57)	682 (56)	341 (44)	56 (14)
No transport (patient died on-site)	288 (2)	1 (0)	74 (10)	211 (53)
Type of transport, n (%)				
Helicopter	666 (5)	98 (8)	113 (15)	68 (17)
Ambulance	12 953 (93)	1123 (92)	588 (76)	123 (31)
No transport	325 (2)	2 (0)	74 (10)	212 (53)
Prehospital intervals (minutes), median (IQR 25–75)				
Activation interval	4 (3–6)	4 (3–6)	4 (3–5)	3 (3–5)
Response interval	11 (7–16)	11 (7–15)	10 (6–14)	9 (6–13)
On-scene interval	25 (18–34)	27 (20–38)	29 (21–38)	35 (26–49)
Transport interval	13 (9–19)	13 (8–19)	13 (8–19)	12 (8–17)
Total prehospital interval	52 (40–67)	55 (43–68)	55 (42–69)	61 (47–78)
*Risk of death from bleeding according to the BATT score: low (BATT 3–4, risk 1%); intermediate (BATT 5–7, risk 5%); high (BATT ≥ 8 , risk 15%). BATT, Bleeding Audit for Trauma and Triage; MICU, mobile intensive care unit; TXA, tranexamic acid.				

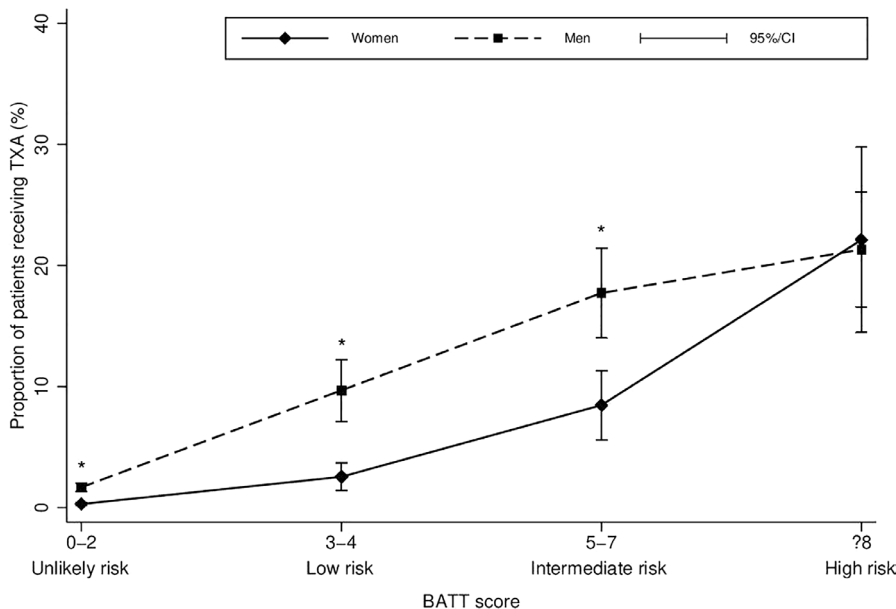


Figure 2 Proportion of tranexamic acid (TXA) administration according to the baseline risk of death from bleeding and sex, Vaud, Switzerland, 2018–2021. *P<0.001. BATT, Bleeding Audit for Trauma and Triage.

for all ambulances or helicopters dispatched. Paramedics must complete an electronic form for each patient, including physiological variables, MOI, treatment and prehospital time intervals. This requirement limits the selection bias of the study. Given that we are using the first physiological variables, a measurement error might lead to regression dilution bias for the prognostic model. Misclassification of TXA administration could also occur when an administration has been omitted from the record chart. As missing values might lead to misclassification and selection bias, we chose to perform multiple imputations with the assumption that missing values were at random. However, we used multiple imputations only to estimate the baseline risk of death due to bleeding and not for the outcome. To limit omissions related to TXA administration, we searched for possible

oversights using keyword searches in the case descriptions by the prehospital providers.

The CRASH-3 trial provided new evidence for the benefit of TXA during our study period,⁴ and thus we could have expected an increase in TXA administration in 2020, but this was not the case.

The use of TXA was limited to the MICU during most of the study period, which might limit the number of patients treated. Patients without MICU dispatch were not excluded from the study population as all patients had the opportunity to be treated if the dispatch centre or paramedics on-site identified or suspected major trauma.

Finally, our study design was not able to explore the reasons why TXA was not administered. Future qualitative studies

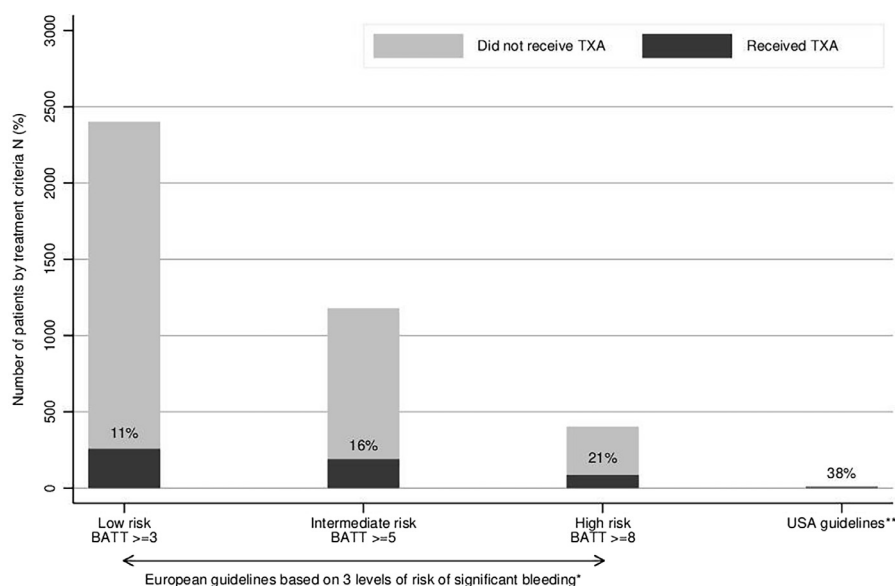


Figure 3 Number and proportion of patients treated by tranexamic acid (TXA) according to different treatment criteria, Vaud, Switzerland, 2018–2021. *Risk of significant bleeding estimated by the BATT score: Bleeding Audit for Trauma and Triage prognostic model. **US guidelines: systolic blood pressure <90 mm Hg and heart rate >120 bpm.

should be performed to understand barriers and facilitators to TXA implementation.

CONCLUSION

Our findings showed that the proportion of injured patients receiving prehospital TXA treatment was low, even for patients at high risk of death from bleeding, and was even lower in women and the elderly. The reasons for this undertreatment are probably multifactorial and would require specific studies to clarify and correct them. We suggest adapting prehospital guidelines with more accurate and objective treatment criteria, including scores such as the BATT score, to increase the rate of adequate treatment and reduce sex and age inequities. Authorising paramedics to give TXA to patients with or at risk of significant bleeding could also help increase the treatment rate.

Acknowledgements The authors thank the Public Health Service of the State of Vaud for the transmission of the anonymised data. The authors also thank David Caillet-Bois for the management of the collected data and Rosemary Sudan for editing and proofreading.

Contributors CG, MP and F-XA designed the study. CG and MP collected the data materials. CG, MP and F-XA drafted the manuscript. CG and F-XA performed the statistical analysis. CG, P-NC, FD, VD, MP and F-XA critically revised the manuscript. All the authors approved the final manuscript. CG acts as guarantor for this project.

Funding The authors have not declared a specific grant for this research from any funding agency in the public, commercial or not-for-profit sectors.

Competing interests None declared.

Patient and public involvement Patients and/or the public were not involved in the design, or conduct, or reporting, or dissemination plans of this research.

Patient consent for publication Not applicable.

Ethics approval The data used for this study were transmitted in an anonymised form by the public health service of the State of Vaud and thus we were exempted from an informed consent procedure. The study received approval from the State of Vaud Ethics Committee (CER-VD number: 2020-01190).

Provenance and peer review Not commissioned; externally peer reviewed.

Data availability statement Data are available upon reasonable request.

Supplemental material This content has been supplied by the author(s). It has not been vetted by BMJ Publishing Group Limited (BMJ) and may not have been peer-reviewed. Any opinions or recommendations discussed are solely those of the author(s) and are not endorsed by BMJ. BMJ disclaims all liability and responsibility arising from any reliance placed on the content. Where the content includes any translated material, BMJ does not warrant the accuracy and reliability of the translations (including but not limited to local regulations, clinical guidelines, terminology, drug names and drug dosages), and is not responsible for any error and/or omissions arising from translation and adaptation or otherwise.

Open access This is an open access article distributed in accordance with the Creative Commons Attribution 4.0 Unported (CC BY 4.0) license, which permits others to copy, redistribute, remix, transform and build upon this work for any purpose, provided the original work is properly cited, a link to the licence is given, and indication of whether changes were made. See: <https://creativecommons.org/licenses/by/4.0/>.

ORCID iDs

Camille Girardello <http://orcid.org/0000-0001-8913-300X>

Fabrice Dami <http://orcid.org/0000-0002-6994-4478>

Mathieu Pasquier <http://orcid.org/0000-0003-0042-5909>

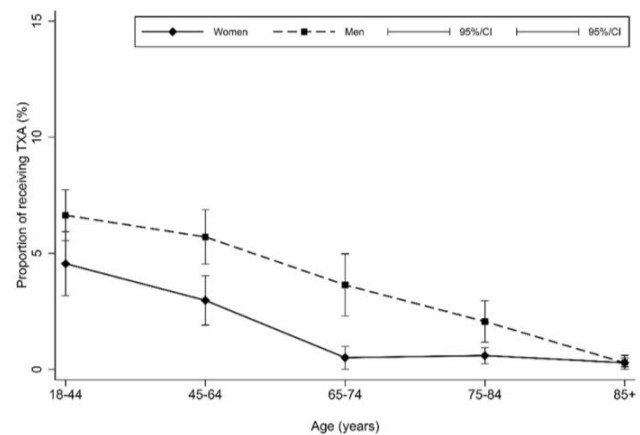
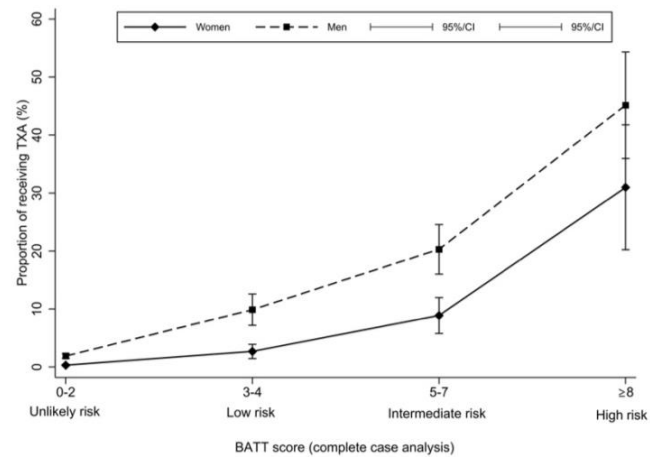
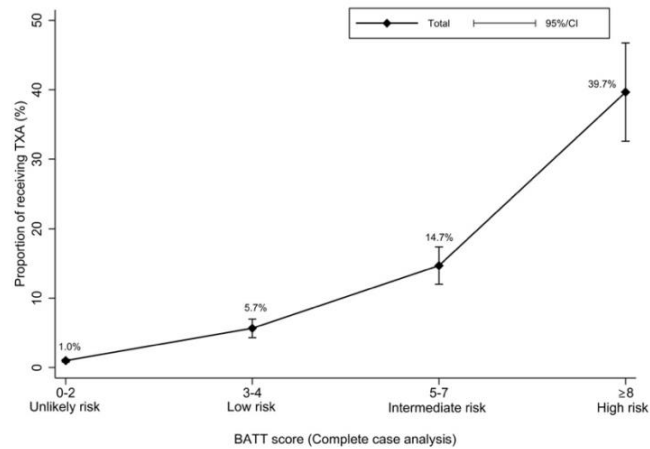
François-Xavier Ageron <http://orcid.org/0000-0003-0520-3619>

REFERENCES

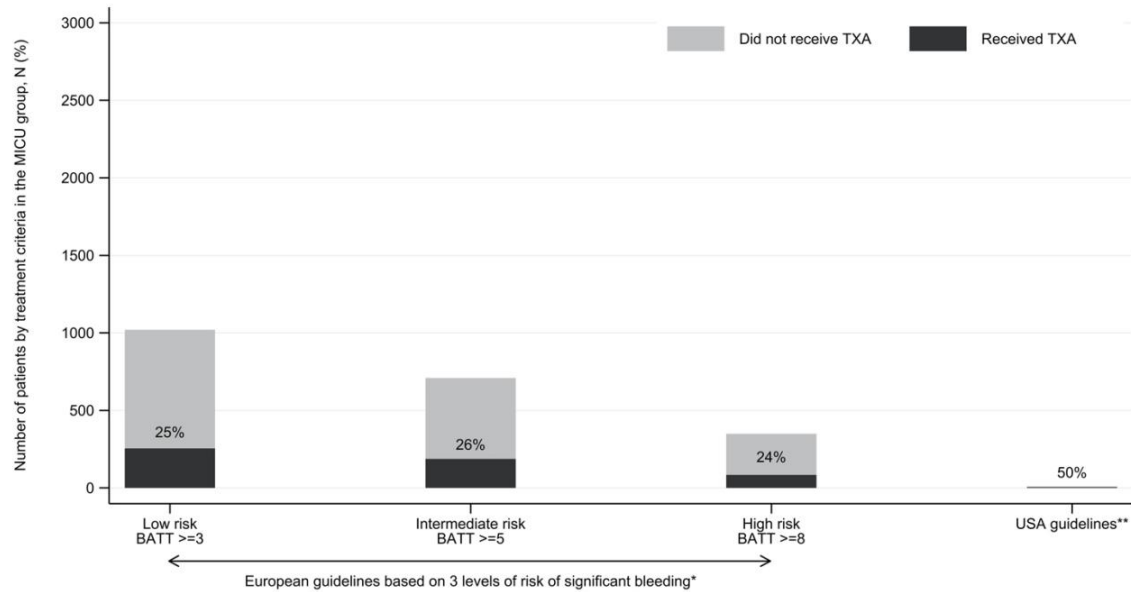
- 1 Haagsma JA, Charalampos P, Ariani F, *et al*. The burden of injury in central, Eastern, and Western European sub-region: a systematic analysis from the global burden of disease 2019 study. *Arch Public Health* 2022;80:142.
- 2 Kauvar DS, Lefering R, Wade CE. Impact of hemorrhage on trauma outcome: an overview of epidemiology, clinical presentations, and therapeutic considerations. *Journal of Trauma* 2006;60:S3–11.
- 3 CRASH-2 trial collaborators, Shakur H, Roberts I, *et al*. Effects of tranexamic acid on death, vascular occlusive events, and blood transfusion in trauma patients with significant haemorrhage (CRASH-2): a randomised, placebo-controlled trial. *Lancet* 2010;376:23–32.
- 4 Effects of tranexamic acid on death, disability, vascular occlusive events and other morbidities in patients with acute traumatic brain injury (CRASH-3): a randomised, placebo-controlled trial. *The Lancet* 2019;394:1713–23.
- 5 Roberts I, Edwards P, Prieto D, *et al*. Tranexamic acid in bleeding trauma patients: an exploration of benefits and harms. *Trials* 2017;18:48.
- 6 Rossaint R, Afshari A, Bouillon B, *et al*. The European guideline on management of major bleeding and coagulopathy following trauma. *Crit Care* 2023;27:80.
- 7 Gayet-Ageron A, Prieto-Merino D, Ker K, *et al*. Effect of treatment delay on the effectiveness and safety of antifibrinolytics in acute severe haemorrhage: a meta-analysis of individual patient-level data from 40 138 bleeding patients. *Lancet* 2018;391:125–32.
- 8 Roberts I, Shakur H, Afolabi A, *et al*. The importance of early treatment with tranexamic acid in bleeding trauma patients: an exploratory analysis of the CRASH-2 randomised controlled trial. *Lancet* 2011;377:1101:1096–101.
- 9 Taeuber I, Weibel S, Herrmann E, *et al*. Association of intravenous tranexamic acid with thromboembolic events and mortality: a systematic review, meta-analysis, and meta-regression. *JAMA Surg* 2021;156:e210884.
- 10 Guyette FX, Brown JB, Zenati MS, *et al*. Tranexamic acid during prehospital transport in patients at risk for hemorrhage after injury: a double-blind, placebo-controlled, randomized clinical trial. *JAMA Surg* 2020;156:11–20.
- 11 Marsden MER, Rossetto A, Duffield CAB, *et al*. Prehospital tranexamic acid shortens the interval to administration by half in major trauma networks: a service evaluation. *Emerg Med J* 2019;36:395–400.
- 12 Coats TJ, Fragofo-Iñiguez M, Roberts I. Implementation of tranexamic acid for bleeding trauma patients: a longitudinal and cross-sectional study. *Emerg Med J* 2019;36:78–81.
- 13 Ng M, Perrott J, Burgess S. Evaluation of tranexamic acid in trauma patients: a retrospective quantitative analysis. *Am J Emerg Med* 2019;37:444–9.
- 14 Gulick M, Lokerman RD, Waalwijk JF, *et al*. Pre-hospital tranexamic acid administration in patients with a severe hemorrhage: an evaluation after the implementation of tranexamic acid administration in the Dutch pre-hospital protocol. *Eur J Trauma Emerg Surg* 2024;50:139–47.
- 15 Goodwin L, Nicholson H, Robinson M, *et al*. Barriers and facilitators to the administration of prehospital tranexamic acid: a paramedic interview study using the theoretical domains framework. *Emerg Med J* 2022;39:540–6.
- 16 Fischer PE, Bulger EM, Perina DG, *et al*. Guidance document for the prehospital use of tranexamic acid in injured patients. *Prehosp Emerg Care* 2016;20:557–9.
- 17 Spahn DR, Bouillon B, Cerny V, *et al*. Management of bleeding and coagulopathy following major trauma: an updated European guideline. *Crit Care* 2013;17:R76.
- 18 Bigdeli M, Khorasani-Zavareh D, Mohammadi R. Pre-hospital care time intervals among victims of road traffic injuries in Iran: a cross-sectional study. *BMC Public Health* 2010;10:406.
- 19 Ageron FX, Coats TJ, Darioli V, *et al*. Validation of the BATT score for prehospital risk stratification of traumatic haemorrhagic death: usefulness for tranexamic acid treatment criteria. *Scand J Trauma Resusc Emerg Med* 2021;29:6.
- 20 Ageron F-X, Gayet-Ageron A, Steyerberg E, *et al*. Prognostic model for traumatic death due to bleeding: cross-sectional international study. *BMJ Open* 2019;9:e026823.
- 21 Heidari S, Babor TF, De Castro P, *et al*. Sex and gender equity in research: rationale for the SAGER guidelines and recommended use. *Res Integr Peer Rev* 2016;1:2.
- 22 Karl V, Thorn S, Mathes T, *et al*. Association of tranexamic acid administration with mortality and thromboembolic events in patients with traumatic injury: a systematic review and meta-analysis. *JAMA Netw Open* 2022;5:e220625.
- 23 Ageron F-X, Shakur-Still H, Roberts I. Effects of tranexamic acid treatment in severely and non-severely injured trauma patients. *Transfusion* 2022;62 Suppl 1:S151–7.
- 24 Bivens MJ, Fritz CL, Burke RC, *et al*. State-by-state estimates of avoidable trauma mortality with early and liberal versus delayed or restricted administration of tranexamic acid. *BMC Emerg Med* 2022;22:191.
- 25 Costa A, Carron P-N, Zingg T, *et al*. Ageron FX, for the swiss trauma registry. early identification of bleeding in trauma patients: external validation of traumatic bleeding scores in the Swiss trauma registry. *Crit Care* 2022;26:296.
- 26 Chang DC, Bass RR, Cornwell EE, *et al*. Undertriage of elderly trauma patients to state-designated trauma centers. *Arch Surg* 2008;143:776–81.
- 27 Heffernan DS, Thakkar RK, Monaghan SF, *et al*. Normal presenting vital signs are unreliable in geriatric blunt trauma victims. *Journal of Trauma* 2010;69:813–20.
- 28 Nutbeam T, Roberts I, Weekes L, *et al*. Use of tranexamic acid in major trauma: a sex-disaggregated analysis of the clinical randomisation of an antifibrinolytic in significant haemorrhage (CRASH-2 and CRASH-3) trials and UK trauma registry (trauma and audit research network) data. *Br J Anaesth* 2022;129:191–9.
- 29 Cole E, Curry N, Davenport R. Sex discrimination after injury: is inequity in tranexamic acid administration just the tip of the iceberg. *Br J Anaesth* 2022;129:144–7.

Supplementary material

Supplemental file 1: Complete case sensitivity analysis (i.e. without the multiple imputation) of the proportion of tranexamic acid administration according to the baseline risk of death from bleeding, sex and age, Vaud, Switzerland, 2018-2021



Supplemental file 2: Number and proportion of patient treated by tranexamic acid according to different treatment criteria in the mobile intensive care unit (MICU) group, Vaud, Switzerland, 2018-2021.



*Risk of significant bleeding estimated by the BATT score: Bleeding Audit and Triage for Trauma prognostic model

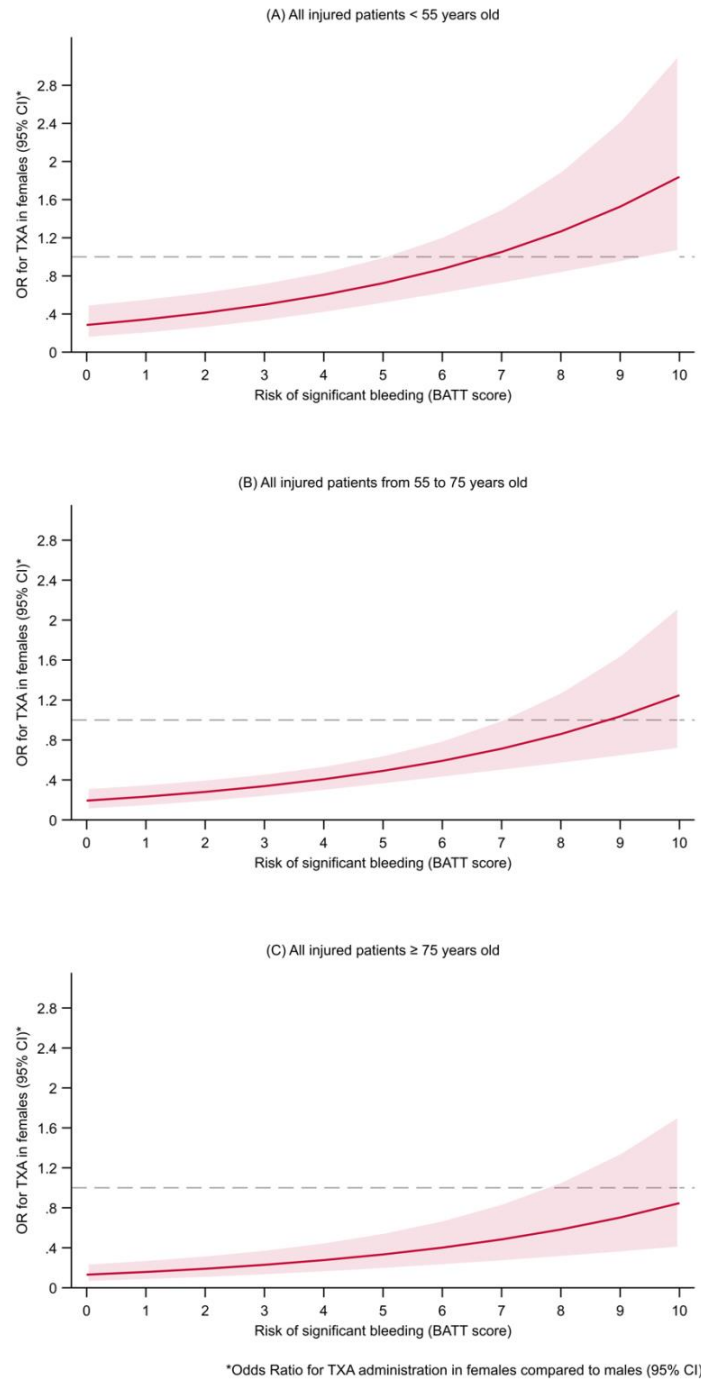
**USA guidelines: systolic blood pressure < 90mmHg and heart rate >120 bpm

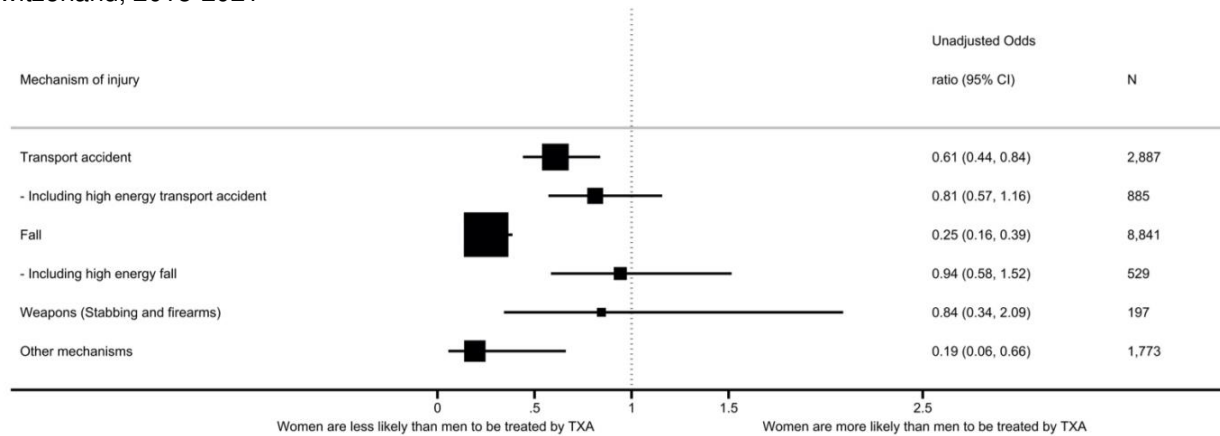
Supplemental file 3: Logistic regression model for tranexamic acid administration, Vaud, Switzerland, 2018-2021

	Odds ratio	95% CI	P value (Wald test)
Sex, female	0.75	0.58-0.99	0.042
BATT score*	2.02	1.54-2.64	<0.001
BATT score² (quadratic)	0.94	0.90-0.98	0.001
BATT score³ (cubic)	1.00	1.00-1.00	0.006
High energy trauma	16.01	11.02-23.38	<0.001
Penetrating trauma	7.21	4.39-11.86	<0.001
Age	1.05	1.02-1.09	0.001
Age² (quadratic)	0.99	0.99-0.99	<0.001
Interaction term			
Sex, female x BATT score	1.14	1.04-1.26	0.007
Sex, female x age	1.42	1.07-1.89	0.015
Sex, female x age²	-		0.009
Sex, female x age³	-		0.006
Sex, female x high energy	4.81	1.49-15.56	0.009
Age x high energy	1.03	1.02-1.05	<0.001

N=13 936, R²=0.40, auROC=0.95 (0.94-0.96)

*BATT score predicted the risk of death from bleeding and the risk of early death and included systolic blood pressure, respiratory rate, heart rate, Glasgow coma scale.

Supplemental file 4: Gender odds ratio for tranexamic acid treatment by risk of significant bleeding and age, Vaud, Switzerland, 2018-2021

Supplemental file 5: Probability of being treated by mechanisms of injury and sex, Vaud, Switzerland, 2018-2021**Supplemental file 6:** Distribution of injury mechanisms by sex, Vaud, Switzerland, 2018-2021

	Total (n=13 944)	Women (n=7660)	Men (n=6277)
Transport accident	2891 (21%)	1027 (13%)	1860 (30%)
Weapons	198 (1%)	44 (1%)	153 (2%)
Struck/crush	241 (2%)	49 (1%)	191 (3%)
Fall	8841 (63%)	5671 (74%)	3170 (51%)
Unknown	1773 (13%)	869 (11%)	903 (14%)

Supplemental file 7: Distribution of injury mechanisms by age, Vaud, Switzerland, 2018-2021

	Total (n=13 944)	< 40 years (n=2380)	40-54 years (n=1678)	55-74 years (n=2836)	≥ 75 years (n=7042)
Transport accident	2891 (21%)	1041 (44%)	659 (39%)	697 (25%)	490 (7%)
Weapons	198 (1%)	89 (4%)	47 (3%)	31 (1%)	30 (<0.5%)
Struck / crush	241 (2%)	149 (6%)	45 (3%)	23 (1%)	23 (<0.5%)
Fall	8841 (63%)	666 (28%)	633 (38%)	1713 (60%)	5829 (83%)
Unknown	1773 (13%)	435 (18%)	294 (18%)	372 (13%)	670 (10%)

Supplemental file 8: Gender odds ratio for the mobile intensive care unit (MICU) dispatched by age, Vaud, Switzerland, 2018-2021